



## Report: Survey Results

Dear Instructor Pena,

This email contains results for Nonparametric Inference:

The global indicators are listed first, followed by the individual average values, consisting of the following scales:

INSTRUCTOR EVALUATION (Part I) (Scale width: 5)

INSTRUCTOR OVERALL (Scale width: 5)

STUDENT OUTCOME (PART II) (Scale width: 5)

OVERALL STUDENT OUTCOME (Scale width: 5)

COURSE EVALUATION (Part III) (Scale width: 5)

OVERALL COURSE EVALUATION (PART IV) (Scale width: 5)

COURSE EVALUATION (PART V) (Scale width: 5)

COMMUNICATION AND RESOURCES (Scale width: 5)

MISCELLANEOUS INSTRUCTOR QUESTIONS (Scale width: 5)

In the second part of the analysis the average values of all individual questions are listed.

# Edsel Pena

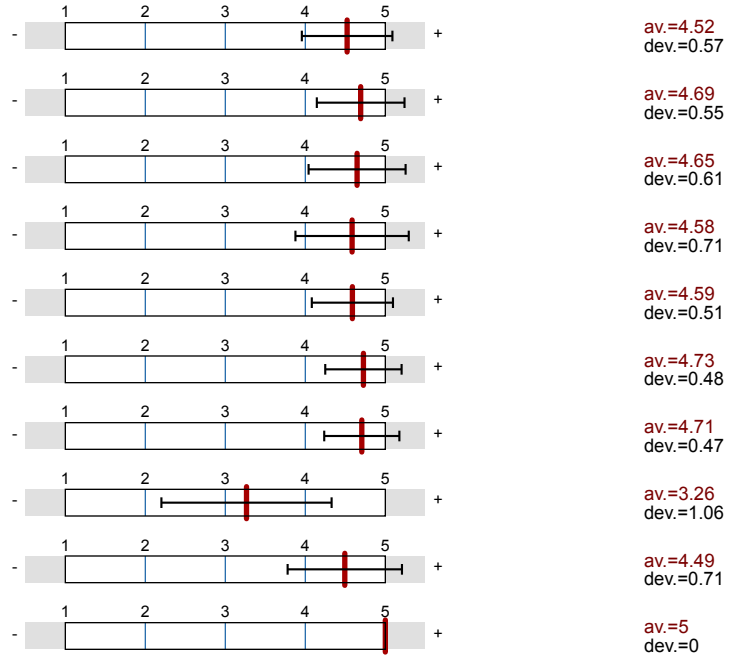
Nonparametric Inference (STAT824-001-SPRING-2015)  
 No. of responses = 17  
 No. of enrolled = 18  
 % returned = 94.44



## Overall indicators

### Global Index

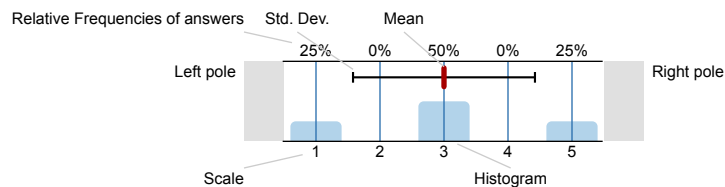
- INSTRUCTOR EVALUATION (Part I) (Scale width: 5)
- INSTRUCTOR OVERALL (Scale width: 5)
- STUDENT OUTCOME (PART II) (Scale width: 5)
- OVERALL STUDENT OUTCOME (Scale width: 5)
- COURSE EVALUATION (Part III) (Scale width: 5)
- OVERALL COURSE EVALUATION (PART IV) (Scale width: 5)
- COURSE EVALUATION (PART V) (Scale width: 5)
- COMMUNICATION AND RESOURCES (Scale width: 5)
- MISCELLANEOUS INSTRUCTOR QUESTIONS (Scale width: 5)



## Survey Results

### Legend

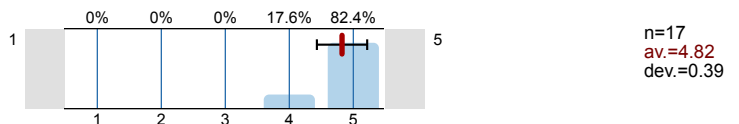
Question text



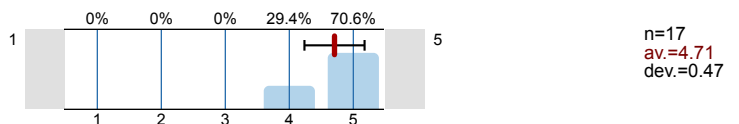
n=No. of responses  
 av.=Mean  
 dev.=Std. Dev.  
 ab.=Abstention

### 1. INSTRUCTOR EVALUATION (Part I)

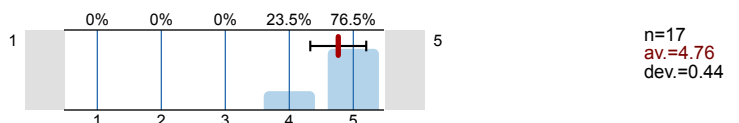
1.1) The instructor clearly stated the instructional objectives of the course.



1.2) The instructor clearly stated the method by which your final grade would be determined.



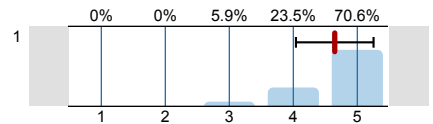
1.3) The instructor clearly explained any special requirements of attendance which differ from the attendance policy of the University.





## 2. INSTRUCTOR OVERALL

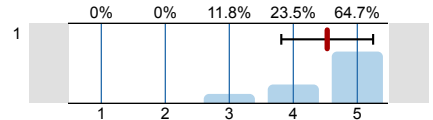
- 2.1) OVERALL, considering all aspects, I rate the overall performance of my instructor as:



n=17  
av.=4.65  
dev.=0.61

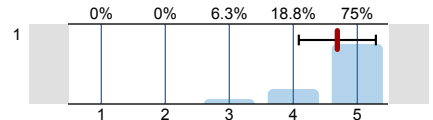
## 3. STUDENT OUTCOME (PART II)

- 3.1) Gaining factual knowledge of this subject (terminology, methods, skills).



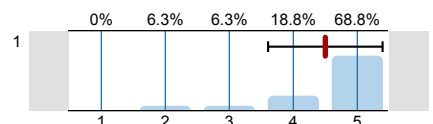
n=17  
av.=4.53  
dev.=0.72

- 3.2) Learning fundamental principles, theories or generalizations.



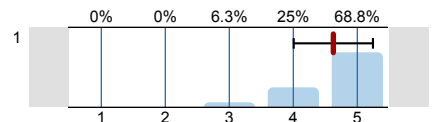
n=16  
av.=4.69  
dev.=0.6

- 3.3) Improving my oral and written communication skills.



n=16  
av.=4.5  
dev.=0.89

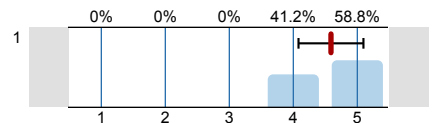
- 3.4) Learning to apply course materials to improve decision making, rational thinking and problem solving.



n=16  
av.=4.63  
dev.=0.62

## 4. OVERALL STUDENT OUTCOME

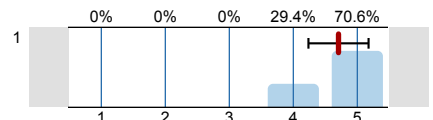
- 4.1) OVERALL, I rate the progress I have made in this course as compared with others I have taken as:



n=17  
av.=4.59  
dev.=0.51

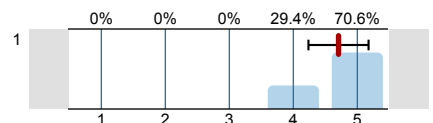
## 5. COURSE EVALUATION (Part III)

- 5.1) Exams assess and reflect course material accurately.



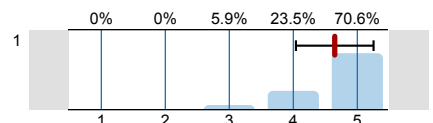
n=17  
av.=4.71  
dev.=0.47

- 5.2) Specified objectives for this course were achieved.



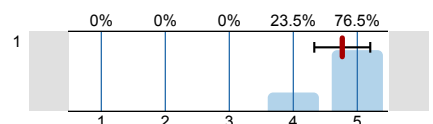
n=17  
av.=4.71  
dev.=0.47

- 5.3) Text was clear, readable and useful.



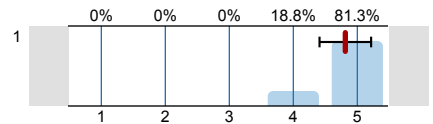
n=17  
av.=4.65  
dev.=0.61

- 5.4) The classroom atmosphere was conducive to free expression of ideas and questioning.



n=17  
av.=4.76  
dev.=0.44

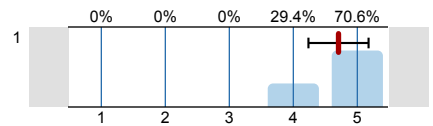
- 5.5) The departmental prerequisite courses were adequate preparation for this course.



n=16  
av.=4.81  
dev.=0.4

## 6. OVERALL COURSE EVALUATION (PART IV)

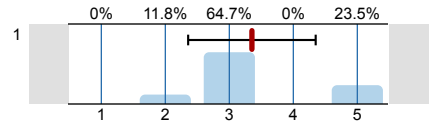
- 6.1) OVERALL, considering all of the above aspects, I rate this course as:



n=17  
av.=4.71  
dev.=0.47

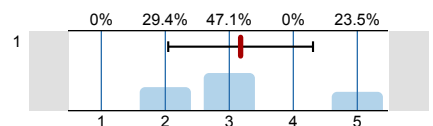
## 7. COURSE EVALUATION (PART V)

- 7.1) Related to my other courses, the material covered was:



n=17  
av.=3.35  
dev.=1

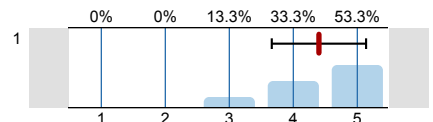
- 7.2) Related to my other courses, the workload was:



n=17  
av.=3.18  
dev.=1.13

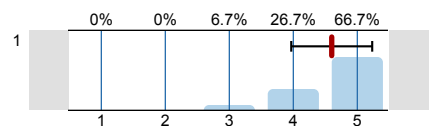
## 8. COMMUNICATION AND RESOURCES

- 8.1) the opportunities to interact with other students in the class?



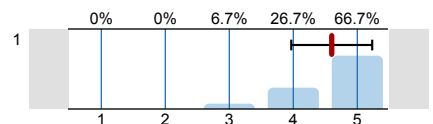
n=15  
av.=4.4  
dev.=0.74

- 8.2) the opportunities to interact with the professor in this course?



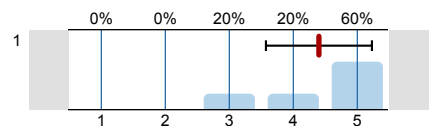
n=15  
av.=4.6  
dev.=0.63

- 8.3) the promptness of the feedback that you received in this course?



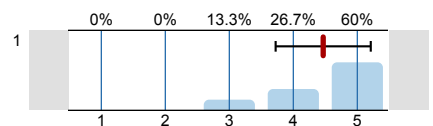
n=15  
av.=4.6  
dev.=0.63

- 8.4) the technology support required in this course?



n=15  
av.=4.4  
dev.=0.83


- 8.5) the opportunities to access library resources and library support for this course?



n=15  
av.=4.47  
dev.=0.74

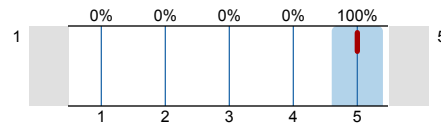
## 9. MISCELLANEOUS INSTRUCTOR QUESTIONS

- 9.1) Miscellaneous #1



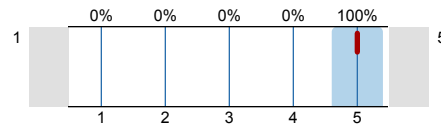
n=2  
av.=5  
dev.=0

9.2) Miscellaneous #2



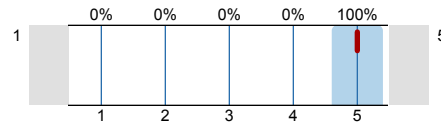
n=2  
av.=5  
dev.=0

9.3) Miscellaneous #3



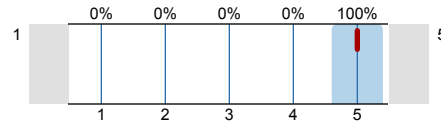
n=2  
av.=5  
dev.=0

9.4) Miscellaneous #4



n=2  
av.=5  
dev.=0

9.5) Miscellaneous #5



n=2  
av.=5  
dev.=0

# Profile

Subunit: Statistics  
 Name of the instructor: Edsel Pena  
 Name of the course: Nonparametric Inference (STAT824-001-SPRING-2015)  
 (Name of the survey)

Values used in the profile line: Mean

## 1. INSTRUCTOR EVALUATION (Part I)




1.1) The instructor clearly stated the instructional objectives of the course.	1		n=17 av.=4.82 md=5.00 dev.=0.39
1.2) The instructor clearly stated the method by which your final grade would be determined.	1		n=17 av.=4.71 md=5.00 dev.=0.47
1.3) The instructor clearly explained any special requirements of attendance which differ from the attendance policy of the University.	1		n=17 av.=4.76 md=5.00 dev.=0.44
1.4) The instructor clearly graded and returned the student's written work (e.g., examinations and papers) in a timely manner.	1		n=17 av.=4.41 md=5.00 dev.=0.87
1.5) The instructor met the class regularly and at the scheduled times.	1		n=16 av.=4.88 md=5.00 dev.=0.34
1.6) The instructor scheduled a reasonable number of office hours per week.	1		n=17 av.=4.82 md=5.00 dev.=0.39
1.7) Please indicate your satisfaction with the availability of the instructor outside the classroom. (In selecting your rating, consider	1		n=17 av.=4.65 md=5.00 dev.=0.61
1.8) If web sites, Blackboard, or other Internet resources were a part of this course, to what extent did they enhance or detract from your	1		n=16 av.=4.38 md=5.00 dev.=0.81
1.9) displays a clear understanding of the subject matter and course topics.	1		n=17 av.=4.71 md=5.00 dev.=0.59
1.10) motivates me to learn the subject.	1		n=17 av.=4.76 md=5.00 dev.=0.44
1.11) gives clear and helpful responses to student questions.	1		n=17 av.=4.71 md=5.00 dev.=0.47
1.12) is concerned that students learn the material.	1		n=17 av.=4.76 md=5.00 dev.=0.44
1.13) treats students with respect.	1		n=17 av.=4.59 md=5.00 dev.=0.80
1.14) grades fairly.	1		n=17 av.=4.71 md=5.00 dev.=0.59
1.15) well-utilized class time, either by lecture, group work, student presentations or other activities.	1		n=17 av.=4.71 md=5.00 dev.=0.59

## 2. INSTRUCTOR OVERALL

2.1) OVERALL, considering all aspects, I rate the overall performance of my instructor as:	1		n=17 av.=4.65 md=5.00 dev.=0.61
--	---	--	---------------------------------

## 3. STUDENT OUTCOME (PART II)






3.1) Gaining factual knowledge of this subject (terminology, methods, skills).	1		n=17 av.=4.53 md=5.00 dev.=0.72
--	---	--	---------------------------------

3.2) Learning fundamental principles, theories or generalizations.		n=16	av.=4.69 md=5.00 dev.=0.60
3.3) Improving my oral and written communication skills.		n=16	av.=4.50 md=5.00 dev.=0.89
3.4) Learning to apply course materials to improve decision making, rational thinking and problem solving.		n=16	av.=4.63 md=5.00 dev.=0.62

#### 4. OVERALL STUDENT OUTCOME

4.1) OVERALL, I rate the progress I have made in this course as compared with others I have taken as:		n=17	av.=4.59 md=5.00 dev.=0.51
---	---	------	----------------------------


#### 5. COURSE EVALUATION (Part III)

5.1) Exams assess and reflect course material accurately.		n=17	av.=4.71 md=5.00 dev.=0.47
5.2) Specified objectives for this course were achieved.		n=17	av.=4.71 md=5.00 dev.=0.47
5.3) Text was clear, readable and useful.		n=17	av.=4.65 md=5.00 dev.=0.61
5.4) The classroom atmosphere was conducive to free expression of ideas and questioning.		n=17	av.=4.76 md=5.00 dev.=0.44
5.5) The departmental prerequisite courses were adequate preparation for this course.		n=16	av.=4.81 md=5.00 dev.=0.40






#### 6. OVERALL COURSE EVALUATION (PART IV)

6.1) OVERALL, considering all of the above aspects, I rate this course as:		n=17	av.=4.71 md=5.00 dev.=0.47
--	---	------	----------------------------

#### 7. COURSE EVALUATION (PART V)

7.1) Related to my other courses, the material covered was:		n=17	av.=3.35 md=3.00 dev.=1.00
7.2) Related to my other courses, the workload was:		n=17	av.=3.18 md=3.00 dev.=1.13

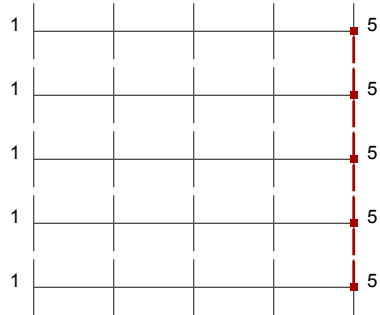
#### 8. COMMUNICATION AND RESOURCES

8.1) the opportunities to interact with other students in the class?		n=15	av.=4.40 md=5.00 dev.=0.74
8.2) the opportunities to interact with the professor in this course?		n=15	av.=4.60 md=5.00 dev.=0.63
8.3) the promptness of the feedback that you received in this course?		n=15	av.=4.60 md=5.00 dev.=0.63
8.4) the technology support required in this course?		n=15	av.=4.40 md=5.00 dev.=0.83
8.5) the opportunities to access library resources and library support for this course?		n=15	av.=4.47 md=5.00 dev.=0.74




## 9. MISCELLANEOUS INSTRUCTOR QUESTIONS

9.1) Miscellaneous #1



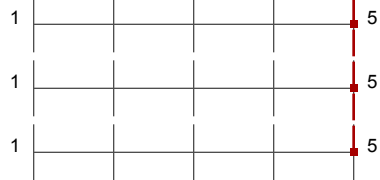
n=2 av.=5.00 md=5.00 dev.=0.00

9.2) Miscellaneous #2



n=2 av.=5.00 md=5.00 dev.=0.00

9.3) Miscellaneous #3



n=2 av.=5.00 md=5.00 dev.=0.00

9.4) Miscellaneous #4



n=2 av.=5.00 md=5.00 dev.=0.00

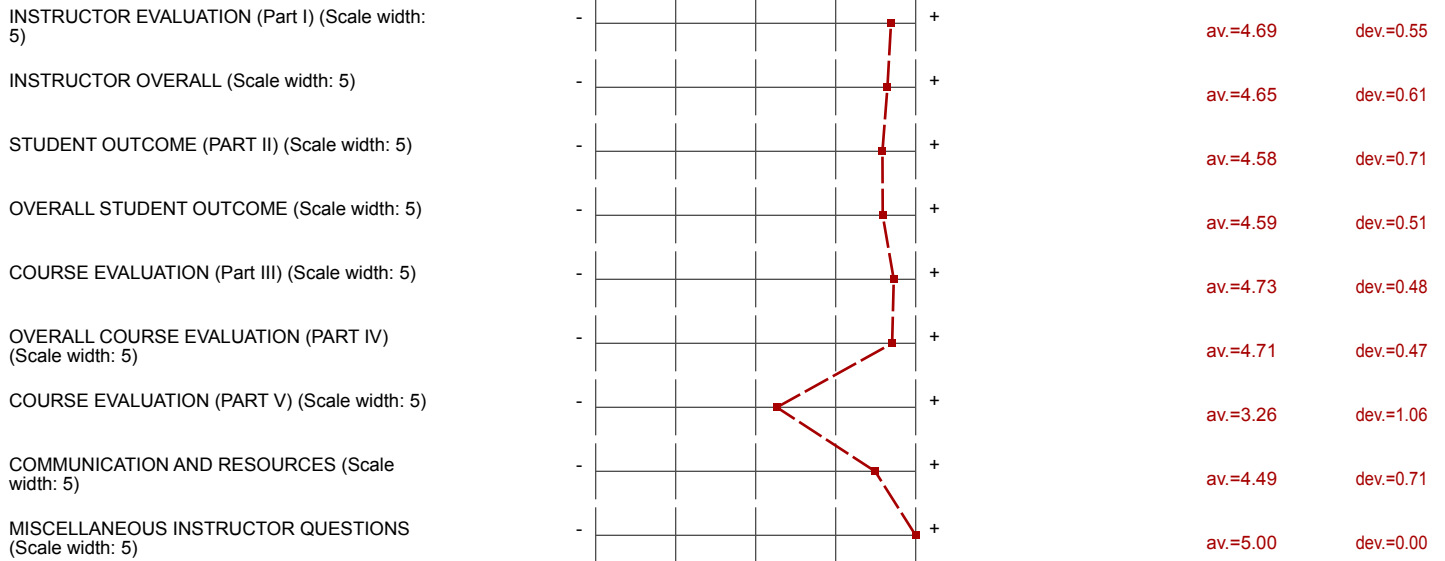
9.5) Miscellaneous #5



n=2 av.=5.00 md=5.00 dev.=0.00

# Profile

Subunit: Statistics  
 Name of the instructor: Edsel Pena  
 Name of the course: Nonparametric Inference (STAT824-001-SPRING-2015)  
 (Name of the survey)



## Comments Report

## 7. COURSE EVALUATION (PART V)

7.3) Please comment on what you feel are the positive and negative aspects of your instructor and his/her teaching outlook:

Excellent!

Great Class!  
Good mix of humor & serious learning

Best teacher ever!

Excellent!

Humor in the class really helps!  
The homework was very thoughtful and a great learning tool!

7.4) Comment on what you feel are the positive and negative aspects of this course:

Good!

Maybe add a bit more applied problems.

Real life data we can apply the theory to

wish to have more time on this course.

wish to cover more materials, or give more intro. to  
nonparametric tests

Excellent!

Not enough to cover all the material - great course, excited to learn more