



Report: Survey Results

Dear Instructor PENDA,

This email contains results for MATHEMATICAL STATISTICS:

The global indicators are listed first, followed by the individual average values, consisting of the following scales:

INSTRUCTOR EVALUATION (Part I) (Scale width: 5)

INSTRUCTOR OVERALL (Scale width: 5)

STUDENT OUTCOME (PART II) (Scale width: 5)

OVERALL STUDENT OUTCOME (Scale width: 5)

COURSE EVALUATION (Part III) (Scale width: 5)

OVERALL COURSE EVALUATION (PART IV) (Scale width: 5)

COURSE EVALUATION (PART V) (Scale width: 5)

COMMUNICATION AND RESOURCES (Scale width: 5)

MISCELLANEOUS INSTRUCTOR QUESTIONS (Scale width: 5)

In the second part of the analysis the average values of all individual questions are listed.

EDSEL PENDA

MATHEMATICAL STATISTICS (STAT 512 001)
No. of responses = 36



Overall indicators

Global Index

INSTRUCTOR EVALUATION (Part I) (Scale width: 5)



av.=4.47
dev.=0.53

INSTRUCTOR OVERALL (Scale width: 5)



av.=4.85
dev.=0.35

STUDENT OUTCOME (PART II) (Scale width: 5)



av.=4.87
dev.=0.34

OVERALL STUDENT OUTCOME (Scale width: 5)



av.=4.29
dev.=0.86

COURSE EVALUATION (Part III) (Scale width: 5)



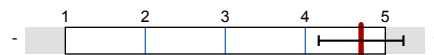
av.=4.44
dev.=0.66

OVERALL COURSE EVALUATION (PART IV) (Scale width: 5)



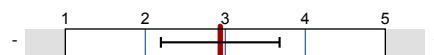
av.=4.68
dev.=0.55

COURSE EVALUATION (PART V) (Scale width: 5)



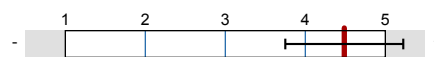
av.=4.7
dev.=0.53

COMMUNICATION AND RESOURCES (Scale width: 5)

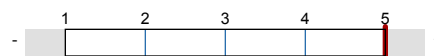


av.=2.94
dev.=0.74

MISCELLANEOUS INSTRUCTOR QUESTIONS (Scale width: 5)



av.=4.49
dev.=0.74

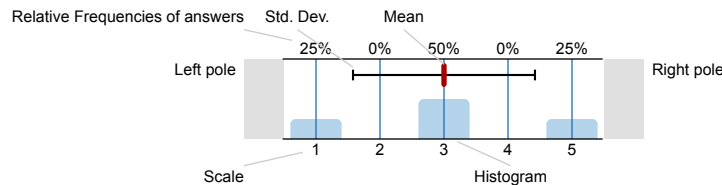


av.=5
dev.=0

Survey Results

Legend

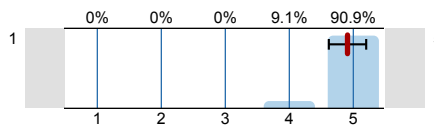
Question text



n=No. of responses
av.=Mean
dev.=Std. Dev.
ab.=Abstention

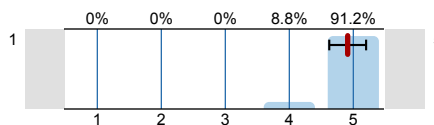
1. INSTRUCTOR EVALUATION (Part I)

1.1) The instructor clearly stated the instructional objectives of the course.



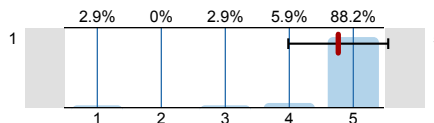
n=33
av.=4.91
dev.=0.29

1.2) The instructor clearly stated the method by which your final grade would be determined.



n=34
av.=4.91
dev.=0.29

1.3) The instructor clearly explained any special requirements of attendance which differ from the attendance policy of the University.

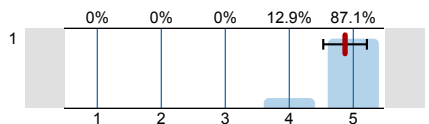


n=34
av.=4.76
dev.=0.78

1.4) The instructor clearly graded and returned the student's written work (e.g., examinations and papers) in a timely manner.		<p>n=35 av.=4.71 dev.=0.52</p>
1.5) The instructor met the class regularly and at the scheduled times.		<p>n=33 av.=4.97 dev.=0.17</p>
1.6) The instructor scheduled a reasonable number of office hours per week.		<p>n=31 av.=4.9 dev.=0.3</p>
1.7) Please indicate your satisfaction with the availability of the instructor outside the classroom. (In selecting your rating, consider the instructor's availability via established office hours, appointments, and other opportunities for face-to-face interaction as well as via telephone, e-mail, fax and other means)		<p>n=34 av.=4.91 dev.=0.29</p>
1.8) If web sites, Blackboard, or other Internet resources were a part of this course, to what extent did they enhance or detract from your learning experience in the course.		<p>n=34 av.=4.47 dev.=0.75</p>
1.9) displays a clear understanding of the subject matter and course topics.		<p>n=33 av.=4.94 dev.=0.35</p>
1.10) motivates me to learn the subject.		<p>n=33 av.=4.61 dev.=0.61</p>
1.11) gives clear and helpful responses to student questions.		<p>n=34 av.=4.85 dev.=0.36</p>
1.12) is concerned that students learn the material.		<p>n=33 av.=4.91 dev.=0.29</p>
1.13) treats students with respect.		<p>n=32 av.=5 dev.=0</p>
1.14) grades fairly.		<p>n=34 av.=5 dev.=0</p>
1.15) well-utilized class time, either by lecture, group work, student presentations or other activities.		<p>n=32 av.=4.91 dev.=0.3</p>

2. INSTRUCTOR OVERALL

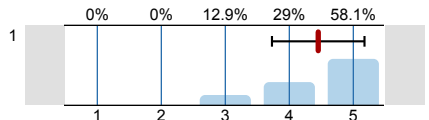
2.1) OVERALL, considering all aspects, I rate the overall performance of my instructor as:



n=31
av.=4.87
dev.=0.34

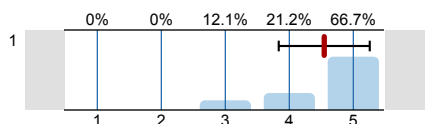
3. STUDENT OUTCOME (PART II)

3.1) Gaining factual knowledge of this subject (terminology, methods, skills).



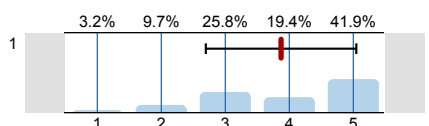
n=31
av.=4.45
dev.=0.72

3.2) Learning fundamental principles, theories or generalizations.



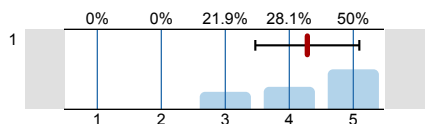
n=33
av.=4.55
dev.=0.71

3.3) Improving my oral and written communication skills.



n=31
av.=3.87
dev.=1.18

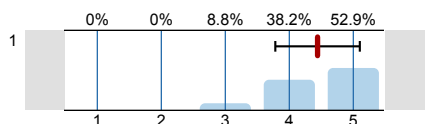
3.4) Learning to apply course materials to improve decision making, rational thinking and problem solving.



n=32
av.=4.28
dev.=0.81

4. OVERALL STUDENT OUTCOME

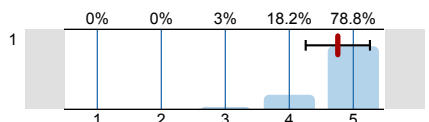
4.1) OVERALL, I rate the progress I have made in this course as compared with others I have taken as:



n=34
av.=4.44
dev.=0.66

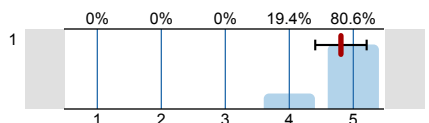
5. COURSE EVALUATION (Part III)

5.1) Exams assess and reflect course material accurately.



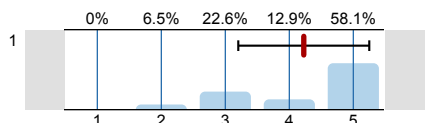
n=33
av.=4.76
dev.=0.5

5.2) Specified objectives for this course were achieved.



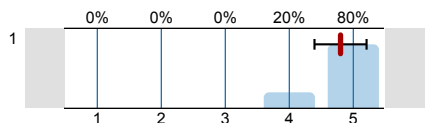
n=31
av.=4.81
dev.=0.4

5.3) Text was clear, readable and useful.



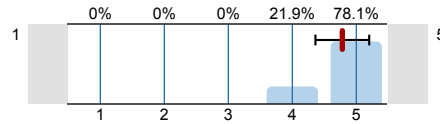
n=31
av.=4.23
dev.=1.02

5.4) The classroom atmosphere was conducive to free expression of ideas and questioning.



n=30
av.=4.8
dev.=0.41

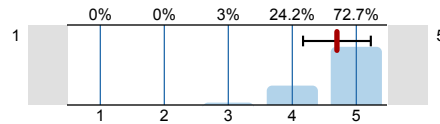
5.5) The departmental prerequisite courses were adequate preparation for this course.



n=32
av.=4.78
dev.=0.42

6. OVERALL COURSE EVALUATION (PART IV)

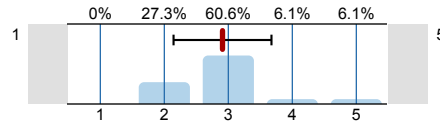
6.1) OVERALL, considering all of the above aspects, I rate this course as:



n=33
av.=4.7
dev.=0.53

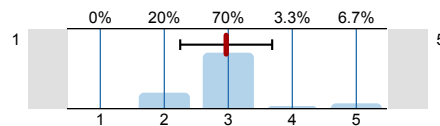
7. COURSE EVALUATION (PART V)

7.1) Related to my other courses, the material covered was:



n=33
av.=2.97
dev.=0.77

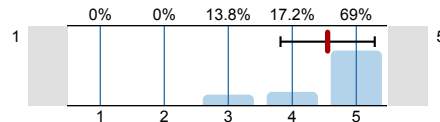
7.2) Related to my other courses, the workload was:



n=30
av.=2.97
dev.=0.72

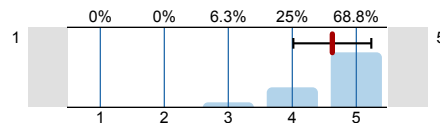
8. COMMUNICATION AND RESOURCES

8.1) the opportunities to interact with other students in the class?



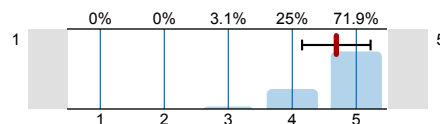
n=29
av.=4.55
dev.=0.74

8.2) the opportunities to interact with the professor in this course?



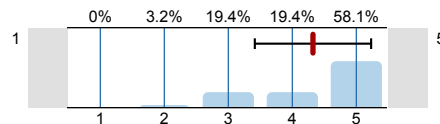
n=32
av.=4.63
dev.=0.61

8.3) the promptness of the feedback that you received in this course?



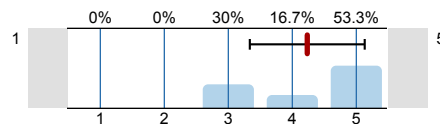
n=32
av.=4.69
dev.=0.54

8.4) the technology support required in this course?



n=31
av.=4.32
dev.=0.91

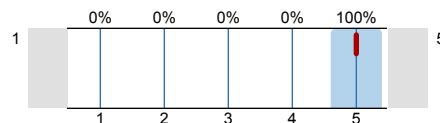
8.5) the opportunities to access library resources and library support for this course?



n=30
av.=4.23
dev.=0.9

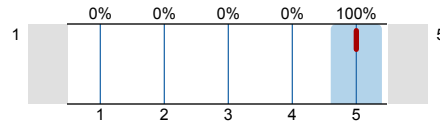
9. MISCELLANEOUS INSTRUCTOR QUESTIONS

9.1) Miscellaneous #1



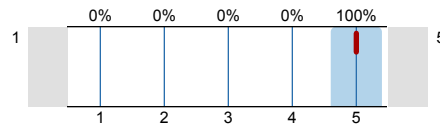
n=1
av.=5
dev.=0

9.2) Miscellaneous #2



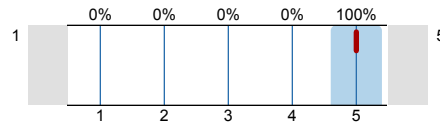
n=1
av.=5
dev.=0

9.3) Miscellaneous #3



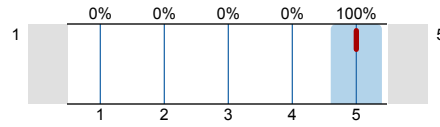
n=1
av.=5
dev.=0

9.4) Miscellaneous #4



n=1
av.=5
dev.=0

9.5) Miscellaneous #5



n=1
av.=5
dev.=0

Profile

Subunit: **Statistics**
 Name of the instructor: **EDSEL PENDA**
 Name of the course: **MATHEMATICAL STATISTICS**
 (Name of the survey)

Values used in the profile line: Mean

1. INSTRUCTOR EVALUATION (Part I)




1.1) The instructor clearly stated the instructional objectives of the course.	1		n=33	av.=4.91 md=5.00 dev.=0.29
1.2) The instructor clearly stated the method by which your final grade would be determined.	1		n=34	av.=4.91 md=5.00 dev.=0.29
1.3) The instructor clearly explained any special requirements of attendance which differ from the attendance policy of the University.	1		n=34	av.=4.76 md=5.00 dev.=0.78
1.4) The instructor clearly graded and returned the student's written work (e.g., examinations and papers) in a timely manner.	1		n=35	av.=4.71 md=5.00 dev.=0.52
1.5) The instructor met the class regularly and at the scheduled times.	1		n=33	av.=4.97 md=5.00 dev.=0.17
1.6) The instructor scheduled a reasonable number of office hours per week.	1		n=31	av.=4.90 md=5.00 dev.=0.30
1.7) Please indicate your satisfaction with the availability of the instructor outside the classroom. (In selecting your rating, consider	1		n=34	av.=4.91 md=5.00 dev.=0.29
1.8) If web sites, Blackboard, or other Internet resources were a part of this course, to what extent did they enhance or detract from your	1		n=34	av.=4.47 md=5.00 dev.=0.75
1.9) displays a clear understanding of the subject matter and course topics.	1		n=33	av.=4.94 md=5.00 dev.=0.35
1.10) motivates me to learn the subject.	1		n=33	av.=4.61 md=5.00 dev.=0.61
1.11) gives clear and helpful responses to student questions.	1		n=34	av.=4.85 md=5.00 dev.=0.36
1.12) is concerned that students learn the material.	1		n=33	av.=4.91 md=5.00 dev.=0.29
1.13) treats students with respect.	1		n=32	av.=5.00 md=5.00 dev.=0.00
1.14) grades fairly.	1		n=34	av.=5.00 md=5.00 dev.=0.00
1.15) well-utilized class time, either by lecture, group work, student presentations or other activities.	1		n=32	av.=4.91 md=5.00 dev.=0.30

2. INSTRUCTOR OVERALL

2.1) OVERALL, considering all aspects, I rate the overall performance of my instructor as:	1		n=31	av.=4.87 md=5.00 dev.=0.34
--	---	--	------	----------------------------

3. STUDENT OUTCOME (PART II)






3.1) Gaining factual knowledge of this subject (terminology, methods, skills).	1		n=31	av.=4.45 md=5.00 dev.=0.72
--	---	--	------	----------------------------

3.2) Learning fundamental principles, theories or generalizations.		n=33 av.=4.55 md=5.00 dev.=0.71
3.3) Improving my oral and written communication skills.		n=31 av.=3.87 md=4.00 dev.=1.18
3.4) Learning to apply course materials to improve decision making, rational thinking and problem solving.		n=32 av.=4.28 md=4.50 dev.=0.81

4. OVERALL STUDENT OUTCOME

4.1) OVERALL, I rate the progress I have made in this course as compared with others I have taken as:		n=34 av.=4.44 md=5.00 dev.=0.66
---	---	---------------------------------


5. COURSE EVALUATION (Part III)

5.1) Exams assess and reflect course material accurately.		n=33 av.=4.76 md=5.00 dev.=0.50
5.2) Specified objectives for this course were achieved.		n=31 av.=4.81 md=5.00 dev.=0.40
5.3) Text was clear, readable and useful.		n=31 av.=4.23 md=5.00 dev.=1.02
5.4) The classroom atmosphere was conducive to free expression of ideas and questioning.		n=30 av.=4.80 md=5.00 dev.=0.41
5.5) The departmental prerequisite courses were adequate preparation for this course.		n=32 av.=4.78 md=5.00 dev.=0.42






6. OVERALL COURSE EVALUATION (PART IV)

6.1) OVERALL, considering all of the above aspects, I rate this course as:		n=33 av.=4.70 md=5.00 dev.=0.53
--	---	---------------------------------

7. COURSE EVALUATION (PART V)

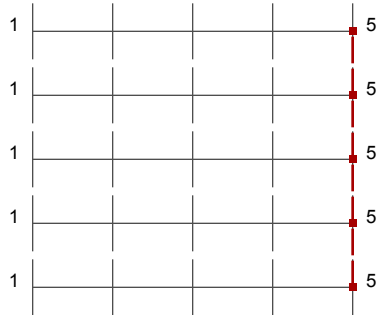
7.1) Related to my other courses, the material covered was:		n=33 av.=2.91 md=3.00 dev.=0.77
7.2) Related to my other courses, the workload was:		n=30 av.=2.97 md=3.00 dev.=0.72

8. COMMUNICATION AND RESOURCES

8.1) the opportunities to interact with other students in the class?		n=29 av.=4.55 md=5.00 dev.=0.74
8.2) the opportunities to interact with the professor in this course?		n=32 av.=4.63 md=5.00 dev.=0.61
8.3) the promptness of the feedback that you received in this course?		n=32 av.=4.69 md=5.00 dev.=0.54
8.4) the technology support required in this course?		n=31 av.=4.32 md=5.00 dev.=0.91
8.5) the opportunities to access library resources and library support for this course?		n=30 av.=4.23 md=5.00 dev.=0.90


9. MISCELLANEOUS INSTRUCTOR QUESTIONS

9.1) Miscellaneous #1



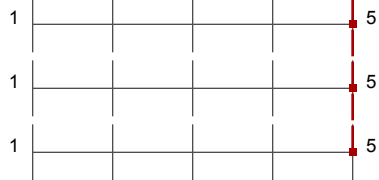
n=1 av.=5.00 md=5.00 dev.=0.00

9.2) Miscellaneous #2




n=1 av.=5.00 md=5.00 dev.=0.00

9.3) Miscellaneous #3



n=1 av.=5.00 md=5.00 dev.=0.00

9.4) Miscellaneous #4



n=1 av.=5.00 md=5.00 dev.=0.00

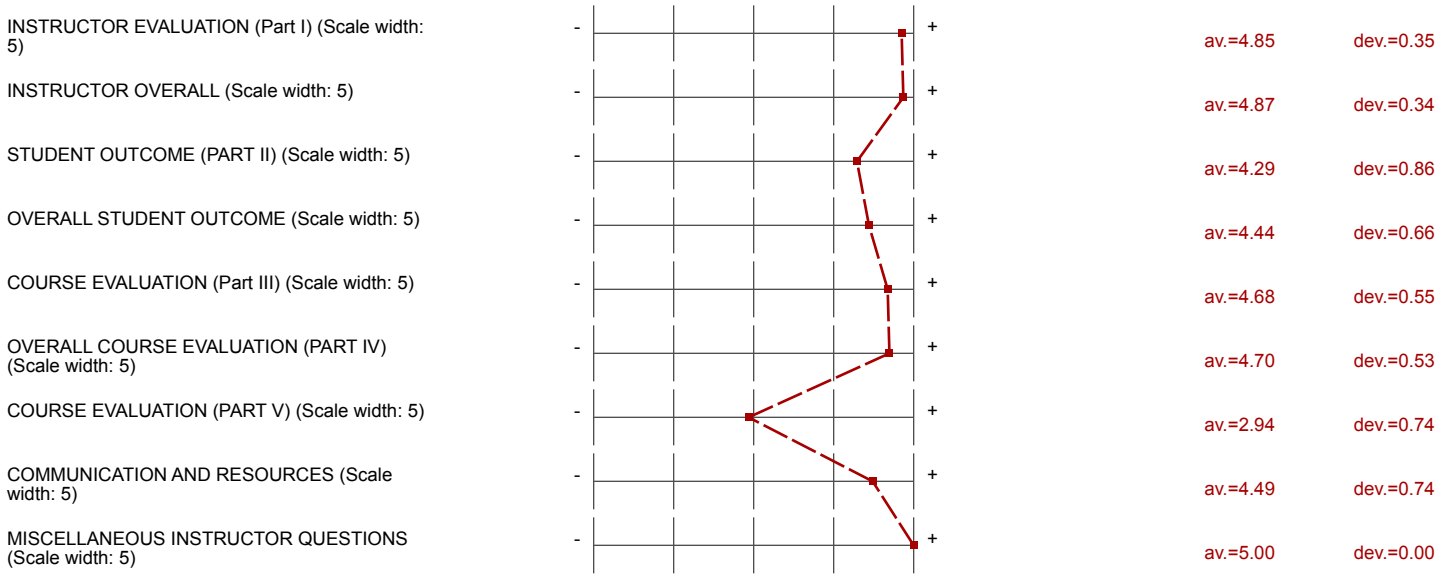
9.5) Miscellaneous #5



n=1 av.=5.00 md=5.00 dev.=0.00

Profile

Subunit: Statistics
 Name of the instructor: EDSEL PENDA
 Name of the course: MATHEMATICAL STATISTICS
 (Name of the survey)



Comments Report

7. COURSE EVALUATION (PART V)

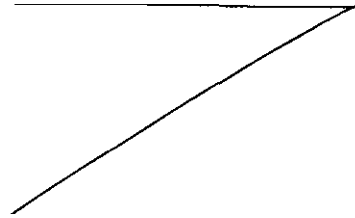
7.3) Please comment on what you feel are the positive and negative aspects of your instructor and his/her teaching outlook:

Dr. Penda is very passionate about the material but can sometimes spend too much time with theory & not examples which makes difficult to complete the homework.

Perfect Professor. Always helpful!

Great course

really passionate about statistics, wants his students to learn the material excellently



treats students well, nice guy, easy to get along with/approach

Dr Peña is a very good professor who is very helpful and kind.

He is a very good professor who is very helpful and kind.

Dr Peña is the best professor ever! He teaches the material very well!

very nice guy, but accent is difficult to understand

Very optimistic teacher who genuinely loves stat

Dr. Penda was a ~~great~~ professor and very knowledgeable.

Easy to talk to and ask for additional help. Very thorough in his lectures and examples. Comes to class every day and laughs at my mistakes.

Very nice and enthusiastic

Great teacher, always learn a lot and retain.

Great teacher

Great

Dr. Peña is a fantastic professor. Extremely knowledgeable and great to talk to. Glad to have him as a professor!

HOLY SHIT!! WE SHOULD MAKE CLONING LEGAL
JUST TO CLONE DR. PEÑA. MERICA WOULD BE
LEADING THE WORLD IN EDUCATION IF WE HAD MORE
teachers like him

He's so enthusiastic which makes statistics less painful. I am horrible at statistics and don't like it, but Dr. Peña makes the class enjoyable and worth going to. I'm almost sad I won't get to take 513. He also grades fairly and actually wants students to learn. Not just make a good grade.

WANTS STUDENTS TO LEARN

Dr. Peña is one of the best professors I've had. His enthusiasm for his subject is unparalleled. He is an engaging lecturer.

he is very understanding and knows the material very well.

Positive: Very happy and enthusiastic about the subject
 Negative: difficult to understand

7.4) Comment on what you feel are the positive and negative aspects of this course:

Very interesting class!

Stats is a little difficult.

sometimes confusing, but that comes w/ this level of class

Great class because Peña teaches it.

I took the summer version of Stat 511 and felt it did not truly prepare me for this Stat 512 class.

~~Definitely~~

I took Math 511 with a different professor one year ago and the change from one professor to another was difficult and a year between 511 and 512 was hard. I wouldn't recommend that.

Very difficult material. Need more
practise.

N/A

Great

This course is awesome. Really shows the pure mathematics and analysis behind Statistical theory

Positive: PENA

Negative: CLASS

It would be nice to leave this course with the ability to actually make decisions based on data. The theory is great, but I feel like I'm lacking practical skills.

bland material

some of the material is really tedious but the course overall is pretty good.

could be a little less material, hard to keep
up with it all

Case was fairly difficult but had
real life applications