



## Report: Survey Results

Dear Instructor Pena,

This email contains results for Reliability and Life Testing:

The global indicators are listed first, followed by the individual average values, consisting of the following scales:

INSTRUCTOR EVALUATION (Part I) (Scale width: 5)

INSTRUCTOR OVERALL (Scale width: 5)

STUDENT OUTCOME (PART II) (Scale width: 5)

OVERALL STUDENT OUTCOME (Scale width: 5)

COURSE EVALUATION (Part III) (Scale width: 5)

OVERALL COURSE EVALUATION (PART IV) (Scale width: 5)

COURSE EVALUATION (PART V) (Scale width: 5)

COMMUNICATION AND RESOURCES (Scale width: 5)

MISCELLANEOUS INSTRUCTOR QUESTIONS (Scale width: 5)

In the second part of the analysis the average values of all individual questions are listed.

## Edsel Pena

Reliability and Life Testing (STAT761-001-FALL-2015)

No. of responses = 10

No. of enrolled = 10

% returned = 100



## Overall indicators

## Global Index

INSTRUCTOR EVALUATION (Part I) (Scale width: 5)

INSTRUCTOR OVERALL (Scale width: 5)

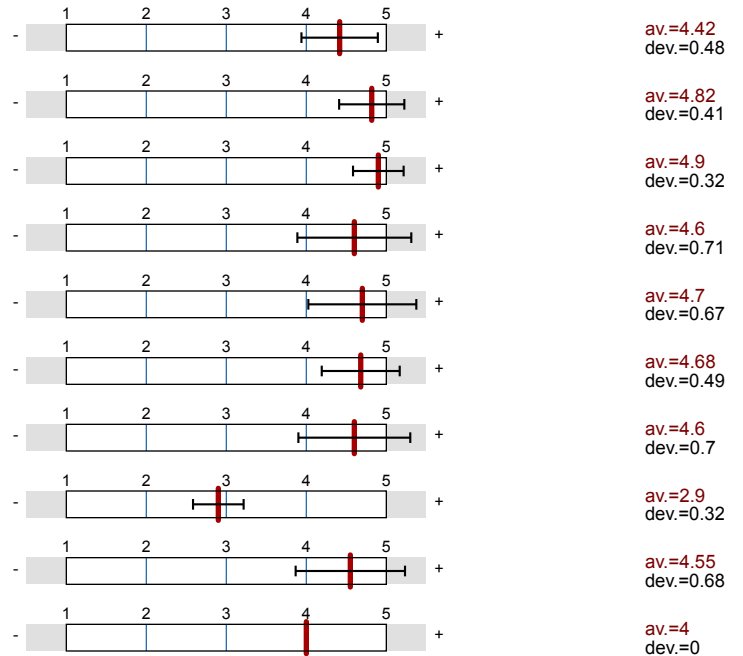
STUDENT OUTCOME (PART II) (Scale width: 5)

OVERALL STUDENT OUTCOME (Scale width: 5)

COURSE EVALUATION (Part III) (Scale width: 5)

OVERALL COURSE EVALUATION (PART IV)  
(Scale width: 5)

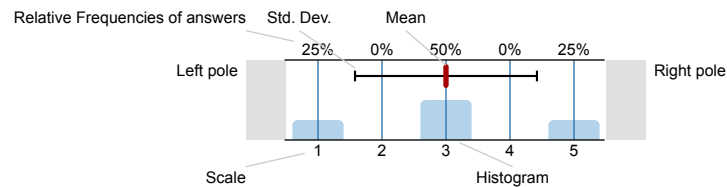
COURSE EVALUATION (PART V) (Scale width: 5)

COMMUNICATION AND RESOURCES (Scale  
width: 5)MISCELLANEOUS INSTRUCTOR QUESTIONS  
(Scale width: 5)

## Survey Results

## Legend

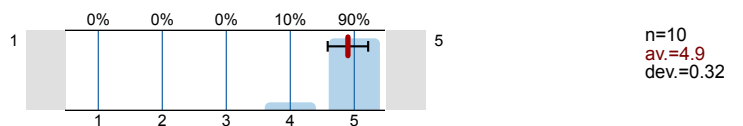
Question text



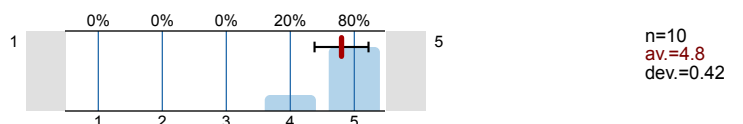
n=No. of responses  
 av.=Mean  
 dev.=Std. Dev.  
 ab.=Abstention

## 1. INSTRUCTOR EVALUATION (Part I)

1.1) The instructor clearly stated the instructional objectives of the course.

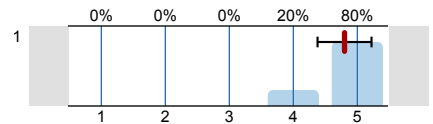


1.2) The instructor clearly stated the method by which your final grade would be determined.



1.3) The instructor clearly explained any special requirements of attendance which differ from the attendance policy of the University.		n=10 av.=4.8 dev.=0.42
1.4) The instructor clearly graded and returned the student's written work (e.g., examinations and papers) in a timely manner.		n=10 av.=4.9 dev.=0.32
1.5) The instructor met the class regularly and at the scheduled times.		n=10 av.=4.9 dev.=0.32
1.6) The instructor scheduled a reasonable number of office hours per week.		n=9 av.=4.78 dev.=0.44
1.7) Please indicate your satisfaction with the availability of the instructor outside the classroom. (In selecting your rating, consider the instructor's availability via established office hours, appointments, and other opportunities for face-to-face interaction as well as via telephone, e-mail, fax and other means)		n=10 av.=4.8 dev.=0.42
1.8) If web sites, Blackboard, or other Internet resources were a part of this course, to what extent did they enhance or detract from your learning experience in the course.		n=10 av.=4.5 dev.=0.85
1.9) displays a clear understanding of the subject matter and course topics.		n=10 av.=4.9 dev.=0.32
1.10) motivates me to learn the subject.		n=10 av.=4.7 dev.=0.48
1.11) gives clear and helpful responses to student questions.		n=10 av.=4.9 dev.=0.32
1.12) is concerned that students learn the material.		n=10 av.=4.8 dev.=0.42
1.13) treats students with respect.		n=9 av.=4.89 dev.=0.33
1.14) grades fairly.		n=10 av.=4.9 dev.=0.32

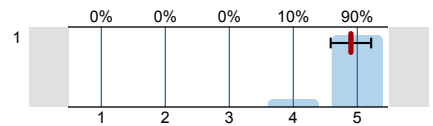
- 1.15) well-utilized class time, either by lecture, group work, student presentations or other activities.



n=10  
av.=4.8  
dev.=0.42

## 2. INSTRUCTOR OVERALL

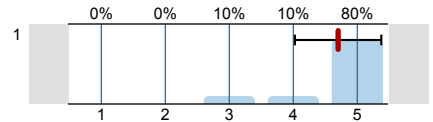
- 2.1) OVERALL, considering all aspects, I rate the overall performance of my instructor as:



n=10  
av.=4.9  
dev.=0.32

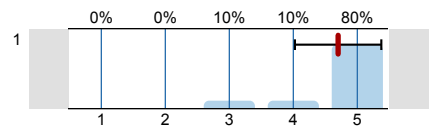
## 3. STUDENT OUTCOME (PART II)

- 3.1) Gaining factual knowledge of this subject (terminology, methods, skills).



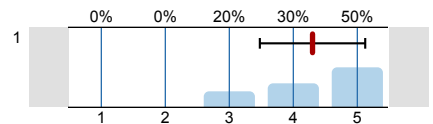
n=10  
av.=4.7  
dev.=0.67

- 3.2) Learning fundamental principles, theories or generalizations.



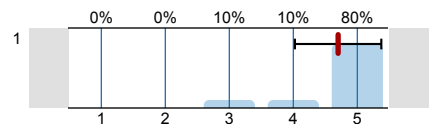
n=10  
av.=4.7  
dev.=0.67

- 3.3) Improving my oral and written communication skills.



n=10  
av.=4.3  
dev.=0.82

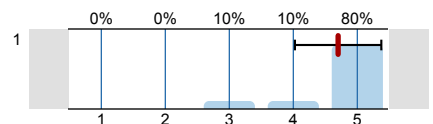
- 3.4) Learning to apply course materials to improve decision making, rational thinking and problem solving.



n=10  
av.=4.7  
dev.=0.67

## 4. OVERALL STUDENT OUTCOME

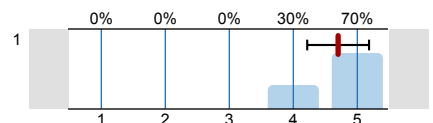
- 4.1) OVERALL, I rate the progress I have made in this course as compared with others I have taken as:



n=10  
av.=4.7  
dev.=0.67

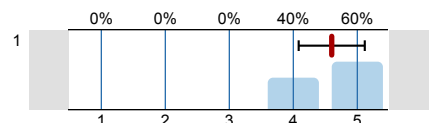
## 5. COURSE EVALUATION (Part III)

- 5.1) Exams assess and reflect course material accurately.



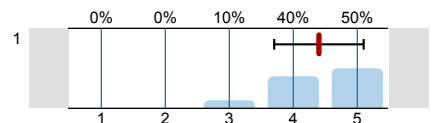
n=10  
av.=4.7  
dev.=0.48

- 5.2) Specified objectives for this course were achieved.



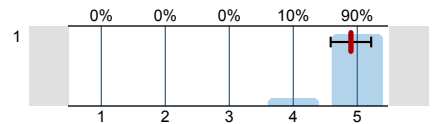
n=10  
av.=4.6  
dev.=0.52

- 5.3) Text was clear, readable and useful.



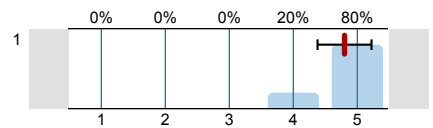
n=10  
av.=4.4  
dev.=0.7

5.4) The classroom atmosphere was conducive to free expression of ideas and questioning.



n=10  
av.=4.9  
dev.=0.32

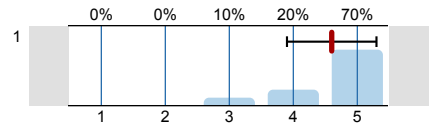
5.5) The departmental prerequisite courses were adequate preparation for this course.



n=10  
av.=4.8  
dev.=0.42

## 6. OVERALL COURSE EVALUATION (PART IV)

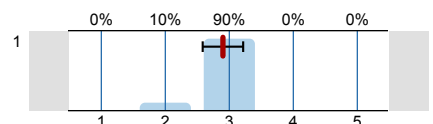
6.1) OVERALL, considering all of the above aspects, I rate this course as:



n=10  
av.=4.6  
dev.=0.7

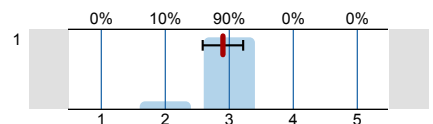
## 7. COURSE EVALUATION (PART V)

7.1) Related to my other courses, the material covered was:



n=10  
av.=2.9  
dev.=0.32

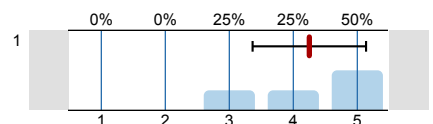
7.2) Related to my other courses, the workload was:



n=10  
av.=2.9  
dev.=0.32

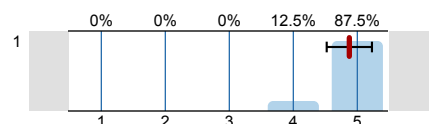
## 8. COMMUNICATION AND RESOURCES

8.1) the opportunities to interact with other students in the class?



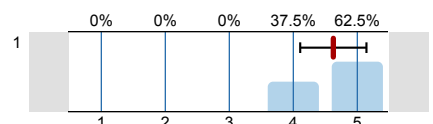
n=8  
av.=4.25  
dev.=0.89

8.2) the opportunities to interact with the professor in this course?



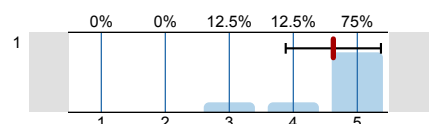
n=8  
av.=4.88  
dev.=0.35

8.3) the promptness of the feedback that you received in this course?



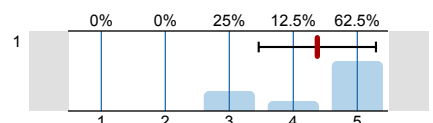
n=8  
av.=4.63  
dev.=0.52

8.4) the technology support required in this course?



n=8  
av.=4.63  
dev.=0.74

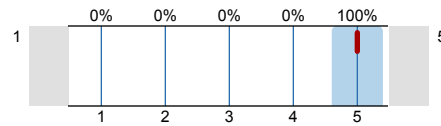
8.5) the opportunities to access library resources and library support for this course?



n=8  
av.=4.38  
dev.=0.92

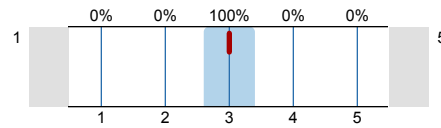
## 9. MISCELLANEOUS INSTRUCTOR QUESTIONS

9.1) Miscellaneous #1



n=1  
av.=5  
dev.=0

9.2) Miscellaneous #2



n=1  
av.=3  
dev.=0

9.3) Miscellaneous #3

The evaluation will not be displayed due to low response rate.

9.4) Miscellaneous #4

The evaluation will not be displayed due to low response rate.

9.5) Miscellaneous #5

The evaluation will not be displayed due to low response rate.

# Profile

Subunit: Statistics  
 Name of the instructor: Edsel Pena  
 Name of the course: Reliability and Life Testing  
 (Name of the survey)

Values used in the profile line: Mean

## 1. INSTRUCTOR EVALUATION (Part I)

1.1) The instructor clearly stated the instructional objectives of the course.	1		5	n=10	av.=4.90 md=5.00 dev.=0.32
1.2) The instructor clearly stated the method by which your final grade would be determined.	1		5	n=10	av.=4.80 md=5.00 dev.=0.42
1.3) The instructor clearly explained any special requirements of attendance which differ from the attendance policy of the University.	1		5	n=10	av.=4.80 md=5.00 dev.=0.42
1.4) The instructor clearly graded and returned the student's written work (e.g., examinations and papers) in a timely manner.	1		5	n=10	av.=4.90 md=5.00 dev.=0.32
1.5) The instructor met the class regularly and at the scheduled times.	1		5	n=10	av.=4.90 md=5.00 dev.=0.32
1.6) The instructor scheduled a reasonable number of office hours per week.	1		5	n=9	av.=4.78 md=5.00 dev.=0.44
1.7) Please indicate your satisfaction with the availability of the instructor outside the classroom. (In selecting your rating, consider	1		5	n=10	av.=4.80 md=5.00 dev.=0.42
1.8) If web sites, Blackboard, or other Internet resources were a part of this course, to what extent did they enhance or detract from your	1		5	n=10	av.=4.50 md=5.00 dev.=0.85
1.9) displays a clear understanding of the subject matter and course topics.	1		5	n=10	av.=4.90 md=5.00 dev.=0.32
1.10) motivates me to learn the subject.	1		5	n=10	av.=4.70 md=5.00 dev.=0.48
1.11) gives clear and helpful responses to student questions.	1		5	n=10	av.=4.90 md=5.00 dev.=0.32
1.12) is concerned that students learn the material.	1		5	n=10	av.=4.80 md=5.00 dev.=0.42
1.13) treats students with respect.	1		5	n=9	av.=4.89 md=5.00 dev.=0.33
1.14) grades fairly.	1		5	n=10	av.=4.90 md=5.00 dev.=0.32
1.15) well-utilized class time, either by lecture, group work, student presentations or other activities.	1		5	n=10	av.=4.80 md=5.00 dev.=0.42

## 2. INSTRUCTOR OVERALL

2.1) OVERALL, considering all aspects, I rate the overall performance of my instructor as:	1		5	n=10	av.=4.90 md=5.00 dev.=0.32
--	---	--	---	------	----------------------------

## 3. STUDENT OUTCOME (PART II)

3.1) Gaining factual knowledge of this subject (terminology, methods, skills).	1		5	n=10	av.=4.70 md=5.00 dev.=0.67
3.2) Learning fundamental principles, theories or generalizations.	1		5	n=10	av.=4.70 md=5.00 dev.=0.67

3.3) Improving my oral and written communication skills.	1		5	n=10	av.=4.30 md=4.50 dev.=0.82
3.4) Learning to apply course materials to improve decision making, rational thinking and problem solving.	1		5	n=10	av.=4.70 md=5.00 dev.=0.67

#### 4. OVERALL STUDENT OUTCOME

4.1) OVERALL, I rate the progress I have made in this course as compared with others I have taken as:	1		5	n=10	av.=4.70 md=5.00 dev.=0.67
---	---	--	---	------	----------------------------

#### 5. COURSE EVALUATION (Part III)

5.1) Exams assess and reflect course material accurately.	1		5	n=10	av.=4.70 md=5.00 dev.=0.48
5.2) Specified objectives for this course were achieved.	1		5	n=10	av.=4.60 md=5.00 dev.=0.52
5.3) Text was clear, readable and useful.	1		5	n=10	av.=4.40 md=4.50 dev.=0.70
5.4) The classroom atmosphere was conducive to free expression of ideas and questioning.	1		5	n=10	av.=4.90 md=5.00 dev.=0.32
5.5) The departmental prerequisite courses were adequate preparation for this course.	1		5	n=10	av.=4.80 md=5.00 dev.=0.42

#### 6. OVERALL COURSE EVALUATION (PART IV)

6.1) OVERALL, considering all of the above aspects, I rate this course as:	1		5	n=10	av.=4.60 md=5.00 dev.=0.70
--	---	--	---	------	----------------------------

#### 7. COURSE EVALUATION (PART V)

7.1) Related to my other courses, the material covered was:	1		5	n=10	av.=2.90 md=3.00 dev.=0.32
7.2) Related to my other courses, the workload was:	1		5	n=10	av.=2.90 md=3.00 dev.=0.32

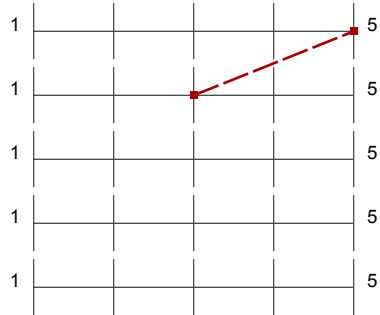
#### 8. COMMUNICATION AND RESOURCES

8.1) the opportunities to interact with other students in the class?	1		5	n=8	av.=4.25 md=4.50 dev.=0.89
8.2) the opportunities to interact with the professor in this course?	1		5	n=8	av.=4.88 md=5.00 dev.=0.35
8.3) the promptness of the feedback that you received in this course?	1		5	n=8	av.=4.63 md=5.00 dev.=0.52
8.4) the technology support required in this course?	1		5	n=8	av.=4.63 md=5.00 dev.=0.74
8.5) the opportunities to access library resources and library support for this course?	1		5	n=8	av.=4.38 md=5.00 dev.=0.92



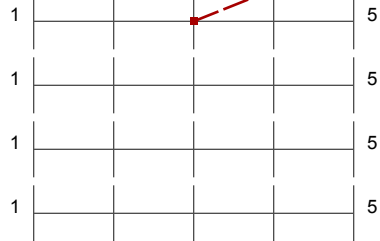
## 9. MISCELLANEOUS INSTRUCTOR QUESTIONS

9.1) Miscellaneous #1



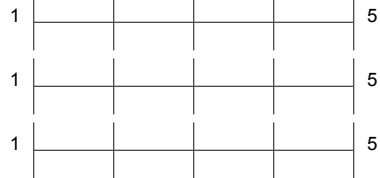
n=1 av.=5.00 md=5.00 dev.=0.00

9.2) Miscellaneous #2

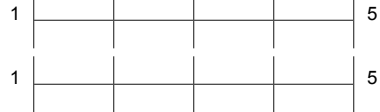


n=1 av.=3.00 md=3.00 dev.=0.00

9.3) Miscellaneous #3 (\*)



9.4) Miscellaneous #4 (\*)



9.5) Miscellaneous #5 (\*)



(\*) Note: If the number of responses to a question is too low the evaluation will not be displayed in the profile line.

# Profile

## Subunit:

Statistics

Name of the instructor:

Edsel Pena

Name of the course:  
(Name of the survey)

Reliability and Life Testing

INSTRUCTOR EVALUATION (Part I) (Scale width: 5)



av.=4.82 dev.=0.41

INSTRUCTOR OVERALL (Scale width: 5)



av.=4.90 dev.=0.32

STUDENT OUTCOME (PART II) (Scale width: 5)



av.=4.60 dev.=0.71

OVERALL STUDENT OUTCOME (Scale width: 5)



av.=4.70 dev.=0.67

COURSE EVALUATION (Part III) (Scale width: 5)



av.=4.68 dev.=0.49

OVERALL COURSE EVALUATION (PART IV)  
(Scale width: 5)

av.=4.60 dev.=0.70

COURSE EVALUATION (PART V) (Scale width: 5)



av.=2.90 dev.=0.32

COMMUNICATION AND RESOURCES (Scale  
width: 5)

av.=4.55 dev.=0.68

MISCELLANEOUS INSTRUCTOR QUESTIONS  
(Scale width: 5)

av.=4.00 dev.=0.00

## Comments Report

## 7. COURSE EVALUATION (PART V)

7.3) Please comment on what you feel are the positive and negative aspects of your instructor and his/her teaching outlook:

perfect!

Great

class is fun and interesting. especially for a T/Th class, the time seems to move quickly. Pena is engaging and brings good energy to class. No negatives

7.4) Comment on what you feel are the positive and negative aspects of this course:

Great

I would like more application and analysis of actual data.  
This is a really important subject in statistics