



Report: Survey Results

Dear Instructor Pena,

This email contains results for Statistics for Engineers:

The global indicators are listed first, followed by the individual average values, consisting of the following scales:

INSTRUCTOR EVALUATION (Part I) (Scale width: 5)

INSTRUCTOR OVERALL (Scale width: 5)

STUDENT OUTCOME (PART II) (Scale width: 5)

OVERALL STUDENT OUTCOME (Scale width: 5)

COURSE EVALUATION (Part III) (Scale width: 5)

OVERALL COURSE EVALUATION (PART IV) (Scale width: 5)

COURSE EVALUATION (PART V) (Scale width: 5)

COMMUNICATION AND RESOURCES (Scale width: 5)

MISCELLANEOUS INSTRUCTOR QUESTIONS (Scale width: 5)

In the second part of the analysis the average values of all individual questions are listed.

Edsel Pena

Statistics for Engineers (STAT509-003-FALL-2014)

No. of responses = 35

No. of enrolled = 48

% returned = 72.92



Overall indicators

Global Index

INSTRUCTOR EVALUATION (Part I) (Scale width: 5)

INSTRUCTOR OVERALL (Scale width: 5)

STUDENT OUTCOME (PART II) (Scale width: 5)

OVERALL STUDENT OUTCOME (Scale width: 5)

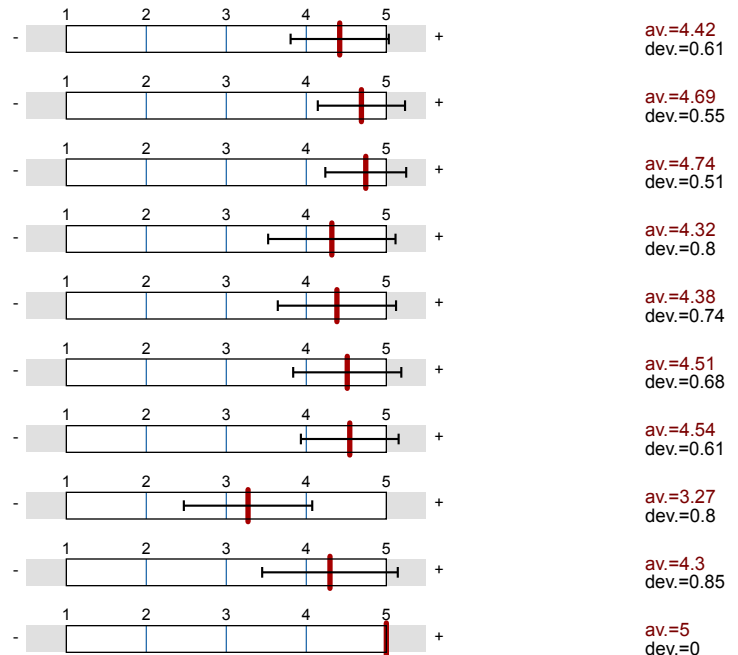
COURSE EVALUATION (Part III) (Scale width: 5)

OVERALL COURSE EVALUATION (PART IV) (Scale width: 5)

COURSE EVALUATION (PART V) (Scale width: 5)

COMMUNICATION AND RESOURCES (Scale width: 5)

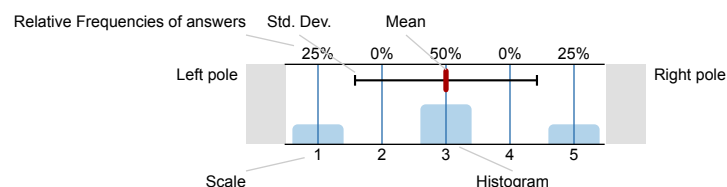
MISCELLANEOUS INSTRUCTOR QUESTIONS (Scale width: 5)



Survey Results

Legend

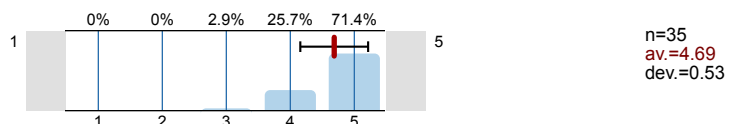
Question text



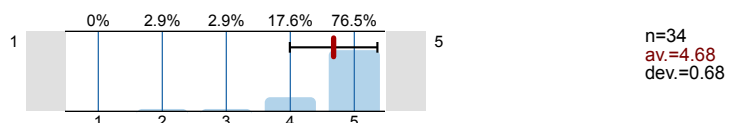
n=No. of responses
 av.=Mean
 dev.=Std. Dev.
 ab.=Abstention

1. INSTRUCTOR EVALUATION (Part I)

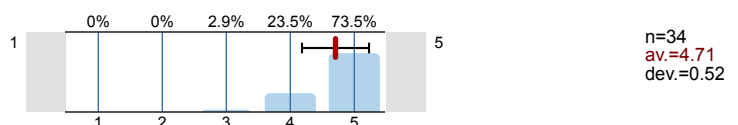
1.1) The instructor clearly stated the instructional objectives of the course.



1.2) The instructor clearly stated the method by which your final grade would be determined.



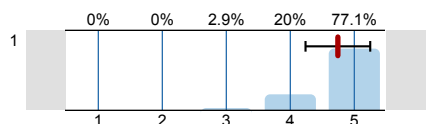
1.3) The instructor clearly explained any special requirements of attendance which differ from the attendance policy of the University.



1.4) The instructor clearly graded and returned the student's written work (e.g., examinations and papers) in a timely manner.		n=35 av.=4.6 dev.=0.65
1.5) The instructor met the class regularly and at the scheduled times.		n=35 av.=4.89 dev.=0.32
1.6) The instructor scheduled a reasonable number of office hours per week.		n=34 av.=4.62 dev.=0.7
1.7) Please indicate your satisfaction with the availability of the instructor outside the classroom. (In selecting your rating, consider the instructor's availability via established office hours, appointments, and other opportunities for face-to-face interaction as well as via telephone, e-mail, fax and other means)		n=34 av.=4.53 dev.=0.71
1.8) If web sites, Blackboard, or other Internet resources were a part of this course, to what extent did they enhance or detract from your learning experience in the course.		n=32 av.=4.09 dev.=0.89
1.9) displays a clear understanding of the subject matter and course topics.		n=35 av.=4.86 dev.=0.36
1.10) motivates me to learn the subject.		n=35 av.=4.69 dev.=0.58
1.11) gives clear and helpful responses to student questions.		n=35 av.=4.66 dev.=0.59
1.12) is concerned that students learn the material.		n=35 av.=4.83 dev.=0.38
1.13) treats students with respect.		n=35 av.=4.91 dev.=0.28
1.14) grades fairly.		n=35 av.=4.83 dev.=0.45
1.15) well-utilized class time, either by lecture, group work, student presentations or other activities.		n=34 av.=4.71 dev.=0.52

2. INSTRUCTOR OVERALL

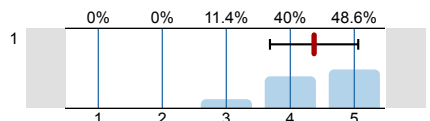
- 2.1) OVERALL, considering all aspects, I rate the overall performance of my instructor as:



n=35
av.=4.74
dev.=0.51

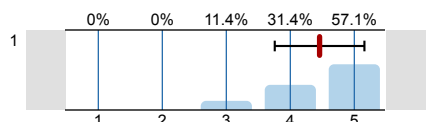
3. STUDENT OUTCOME (PART II)

- 3.1) Gaining factual knowledge of this subject (terminology, methods, skills).



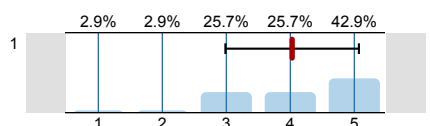
n=35
av.=4.37
dev.=0.69

- 3.2) Learning fundamental principles, theories or generalizations.



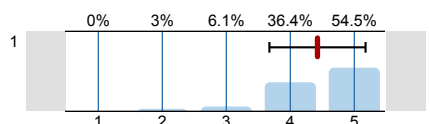
n=35
av.=4.46
dev.=0.7

- 3.3) Improving my oral and written communication skills.



n=35
av.=4.03
dev.=1.04

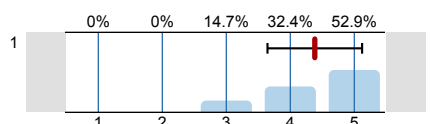
- 3.4) Learning to apply course materials to improve decision making, rational thinking and problem solving.



n=33
av.=4.42
dev.=0.75

4. OVERALL STUDENT OUTCOME

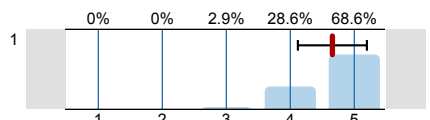
- 4.1) OVERALL, I rate the progress I have made in this course as compared with others I have taken as:



n=34
av.=4.38
dev.=0.74

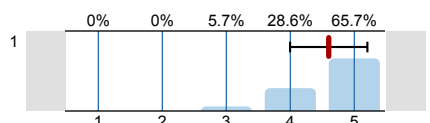
5. COURSE EVALUATION (Part III)

- 5.1) Exams assess and reflect course material accurately.



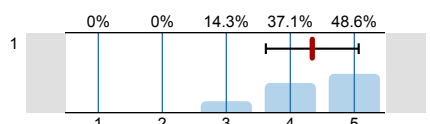
n=35
av.=4.66
dev.=0.54

- 5.2) Specified objectives for this course were achieved.



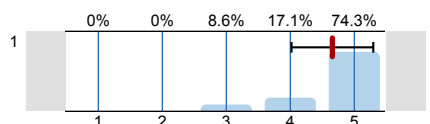
n=35
av.=4.6
dev.=0.6

- 5.3) Text was clear, readable and useful.



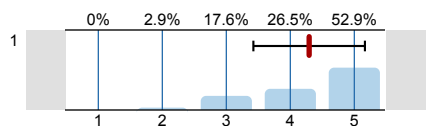
n=35
av.=4.34
dev.=0.73

- 5.4) The classroom atmosphere was conducive to free expression of ideas and questioning.



n=35
av.=4.66
dev.=0.64

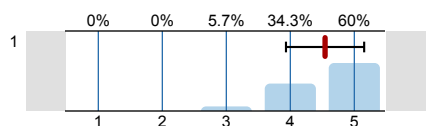
- 5.5) The departmental prerequisite courses were adequate preparation for this course.



n=34
av.=4.29
dev.=0.87

6. OVERALL COURSE EVALUATION (PART IV)

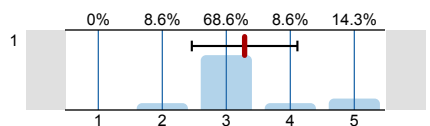
- 6.1) OVERALL, considering all of the above aspects, I rate this course as:



n=35
av.=4.54
dev.=0.61

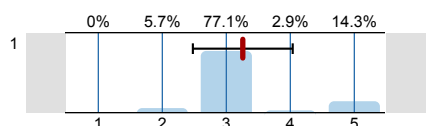
7. COURSE EVALUATION (PART V)

- 7.1) Related to my other courses, the material covered was:



n=35
av.=3.29
dev.=0.83

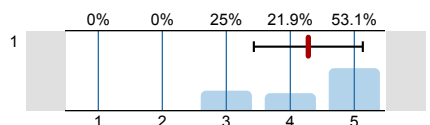
- 7.2) Related to my other courses, the workload was:



n=35
av.=3.26
dev.=0.78

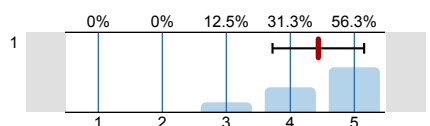
8. COMMUNICATION AND RESOURCES

- 8.1) the opportunities to interact with other students in the class?



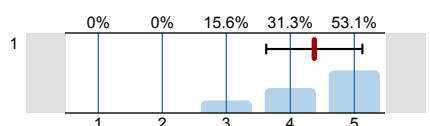
n=32
av.=4.28
dev.=0.85

- 8.2) the opportunities to interact with the professor in this course?



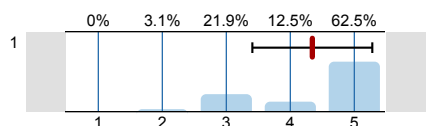
n=32
av.=4.44
dev.=0.72

- 8.3) the promptness of the feedback that you received in this course?



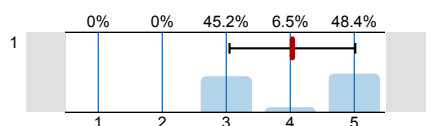
n=32
av.=4.38
dev.=0.75

- 8.4) the technology support required in this course?



n=32
av.=4.34
dev.=0.94

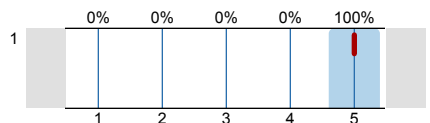
- 8.5) the opportunities to access library resources and library support for this course?



n=31
av.=4.03
dev.=0.98

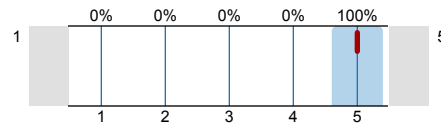
9. MISCELLANEOUS INSTRUCTOR QUESTIONS

- 9.1) Miscellaneous #1

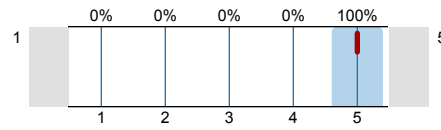


n=1
av.=5
dev.=0

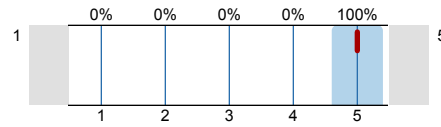
9.2) Miscellaneous #2

 $n=1$
 $av.=5$
 $dev.=0$

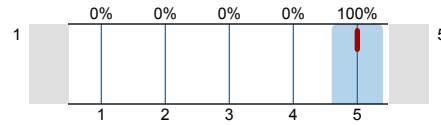
9.3) Miscellaneous #3

 $n=1$
 $av.=5$
 $dev.=0$

9.4) Miscellaneous #4

 $n=1$
 $av.=5$
 $dev.=0$

9.5) Miscellaneous #5


 $n=1$
 $av.=5$
 $dev.=0$

Profile

Subunit: **Statistics**
 Name of the instructor: **Edsel Pena**
 Name of the course: **Statistics for Engineers (STAT509-003-FALL-2014)**
 (Name of the survey)

Values used in the profile line: Mean

1. INSTRUCTOR EVALUATION (Part I)






2. INSTRUCTOR OVERALL



3. STUDENT OUTCOME (PART II)








3.2) Learning fundamental principles, theories or generalizations.		n=35	av.=4.46 md=5.00 dev.=0.70
3.3) Improving my oral and written communication skills.		n=35	av.=4.03 md=4.00 dev.=1.04
3.4) Learning to apply course materials to improve decision making, rational thinking and problem solving.		n=33	av.=4.42 md=5.00 dev.=0.75

4. OVERALL STUDENT OUTCOME

4.1) OVERALL, I rate the progress I have made in this course as compared with others I have taken as:		n=34	av.=4.38 md=5.00 dev.=0.74
---	---	------	----------------------------



5. COURSE EVALUATION (Part III)

5.1) Exams assess and reflect course material accurately.		n=35	av.=4.66 md=5.00 dev.=0.54
5.2) Specified objectives for this course were achieved.		n=35	av.=4.60 md=5.00 dev.=0.60
5.3) Text was clear, readable and useful.		n=35	av.=4.34 md=4.00 dev.=0.73
5.4) The classroom atmosphere was conducive to free expression of ideas and questioning.		n=35	av.=4.66 md=5.00 dev.=0.64
5.5) The departmental prerequisite courses were adequate preparation for this course.		n=34	av.=4.29 md=5.00 dev.=0.87






6. OVERALL COURSE EVALUATION (PART IV)

6.1) OVERALL, considering all of the above aspects, I rate this course as:		n=35	av.=4.54 md=5.00 dev.=0.61
--	---	------	----------------------------

7. COURSE EVALUATION (PART V)


7.1) Related to my other courses, the material covered was:		n=35	av.=3.29 md=3.00 dev.=0.83
7.2) Related to my other courses, the workload was:		n=35	av.=3.26 md=3.00 dev.=0.78

8. COMMUNICATION AND RESOURCES

8.1) the opportunities to interact with other students in the class?		n=32	av.=4.28 md=5.00 dev.=0.85
8.2) the opportunities to interact with the professor in this course?		n=32	av.=4.44 md=5.00 dev.=0.72
8.3) the promptness of the feedback that you received in this course?		n=32	av.=4.38 md=5.00 dev.=0.75
8.4) the technology support required in this course?		n=32	av.=4.34 md=5.00 dev.=0.94
8.5) the opportunities to access library resources and library support for this course?		n=31	av.=4.03 md=4.00 dev.=0.98


9. MISCELLANEOUS INSTRUCTOR QUESTIONS

9.1) Miscellaneous #1




n=1 av.=5.00 md=5.00 dev.=0.00

9.2) Miscellaneous #2



n=1 av.=5.00 md=5.00 dev.=0.00

9.3) Miscellaneous #3



n=1 av.=5.00 md=5.00 dev.=0.00

9.4) Miscellaneous #4



n=1 av.=5.00 md=5.00 dev.=0.00

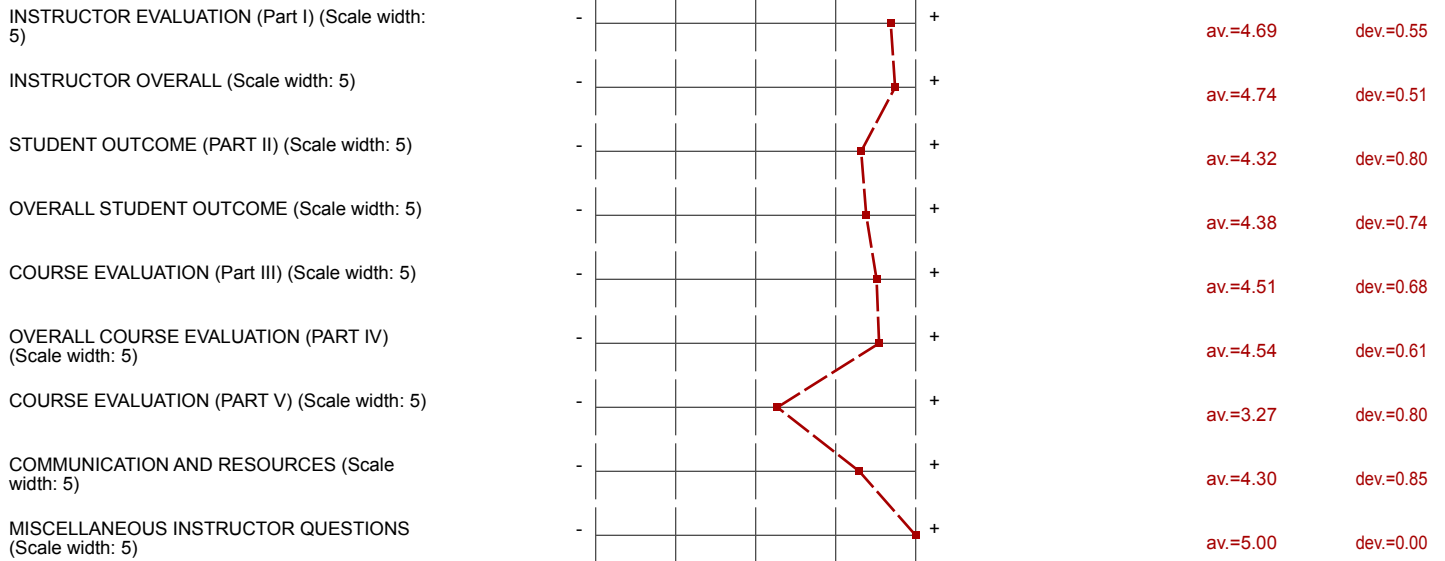
9.5) Miscellaneous #5



n=1 av.=5.00 md=5.00 dev.=0.00

Profile

Subunit: Statistics
 Name of the instructor: Edsel Pena
 Name of the course: Statistics for Engineers (STAT509-003-FALL-2014)
 (Name of the survey)



Comments Report

7. COURSE EVALUATION (PART V)

7.3) Please comment on what you feel are the positive and negative aspects of your instructor and his/her teaching outlook:

Very enthusiastic

Extremely excited and has a joy for teaching; I wish everyone of my professors were as good as him. He gets happy when students ask questions b/c he wants for us to learn so much. Possibly return homework sooner, but not a bad thing

He is very good at explaining the material and answering questions. Interacts with the students better than most teachers.

Great teaching but classes are too long

May want to simplify power point lecture notes. Had a hard time understanding. Liked the class, wasn't my best class though.

Prof Peña is awesome! He really is passionate about his subject and you can tell that he enjoys teaching and wants to make sure everyone does well. He makes the class interactive and keeps it interesting! Awesome teacher!

Teacher is very enthusiastic, promotes question asking. Great teacher. The only recommendation I would say is do less proofs.

He always had plenty
of energy - positive

Extremely enthusiastic.

His understanding of the concepts helped him easily relate them
thorough
to us. I only wish we had more grades in the class

Good:

- Superb explanations, illustrates difficult concepts clearly.
- Slides were useful.
- Homeworks required thought & were challenging.
- Tests were well-done.

Bad:

positive: very excited to teach, helpful, understanding of
personal situations

Professor Pena writes a lot of concepts and notes which detracts on
what we need to know slightly. He is also very enthusiastic which
helps as the class was in the morning.

Very enthusiastic and engaging.

Very nice, tries to help as much as he can

Professor Peña is one of the best professors I've had at USC.
Very enthusiastic + a great teacher.

I loved his examples, but he quit doing them towards the end of the semester

Great prof, no need for improvement

Dr. Pena is one of the best professors I have ever had the pleasure to have. He is engaging and extremely knowledgeable. He was able to take complicated points and simplify.

Prof. Peña is a pleasant and caring professor. He really tries.

+ : Prof. Peña was great. He was very excited about teaching and brought a great attitude to class every day. Prof. Peña was also very funny and kept the class engaged. Needless to say, Prof. Peña knew his stuff.

Very knowledgeable and interested in material and teaching.

- HW was graded very hard.

Great knowledge of subject, very easy to ask questions in class.

7.4) Comment on what you feel are the positive and negative aspects of this course:

Enjoyed course, just enough material required to be taught, never felt like we had to rush or skip information

Using R as a way to teach the material helps alot.

Material is challenging but not too tough. Very do-able if you study hard. NOT a hard A.

R is helpful.

The material was practical I only wish there were more chances to improve my grade

Good:

- I learned a great deal.
- This course has motivated me to look into other STATs courses.

Bad:

- negative: hard to pay attention to sometimes just b/c the math symbols are difficult

Lots of formulas

Disappointed we didn't quite get to all material

Course was informative + had interesting material

The material picks up very quickly. It is a lot to take in

Would have preferred more time
for projects

This is an excellent course.

Subject matter is too confusing and unrelated

+ good course

- good

The material covered is quite boring

- could have used quizzes or something to help learn material better (weekly)

Good basic engineering statistics course, maybe unnecessary for certain majors though

Very Dense lectures, so it made learning more
difficult

pretty well course.