



Report: Survey Results

Dear Instructor Pena,

This email contains results for Probability:

The global indicators are listed first, followed by the individual average values, consisting of the following scales:

INSTRUCTOR EVALUATION (Part I) (Scale width: 5)

INSTRUCTOR OVERALL (Scale width: 5)

STUDENT OUTCOME (PART II) (Scale width: 5)

OVERALL STUDENT OUTCOME (Scale width: 5)

COURSE EVALUATION (Part III) (Scale width: 5)

OVERALL COURSE EVALUATION (PART IV) (Scale width: 5)

COURSE EVALUATION (PART V) (Scale width: 5)

COMMUNICATION AND RESOURCES (Scale width: 5)

MISCELLANEOUS INSTRUCTOR QUESTIONS (Scale width: 5)

In the second part of the analysis the average values of all individual questions are listed.

Edsel Pena

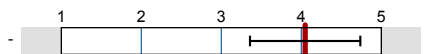
Probability (STAT511-001-FALL-2014)
 No. of responses = 24
 No. of enrolled = 26
 % returned = 92.31



Overall indicators

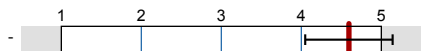
Global Index

INSTRUCTOR EVALUATION (Part I) (Scale width: 5)



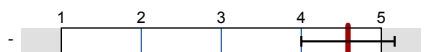
av.=4.05
dev.=0.69

INSTRUCTOR OVERALL (Scale width: 5)



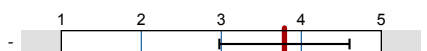
av.=4.59
dev.=0.55

STUDENT OUTCOME (PART II) (Scale width: 5)



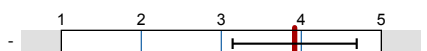
av.=4.58
dev.=0.58

OVERALL STUDENT OUTCOME (Scale width: 5)



av.=3.79
dev.=0.81

COURSE EVALUATION (Part III) (Scale width: 5)



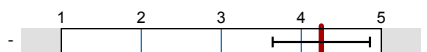
av.=3.92
dev.=0.78

OVERALL COURSE EVALUATION (PART IV) (Scale width: 5)



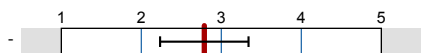
av.=4.29
dev.=0.73

COURSE EVALUATION (PART V) (Scale width: 5)



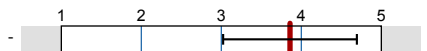
av.=4.25
dev.=0.61

COMMUNICATION AND RESOURCES (Scale width: 5)

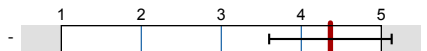


av.=2.79
dev.=0.55

MISCELLANEOUS INSTRUCTOR QUESTIONS (Scale width: 5)



av.=3.86
dev.=0.84

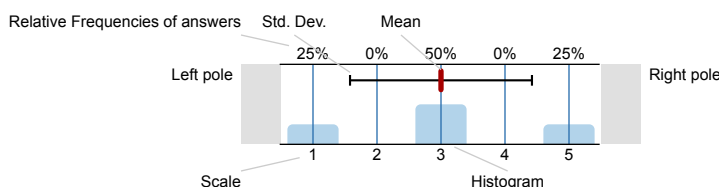


av.=4.36
dev.=0.77

Survey Results

Legend

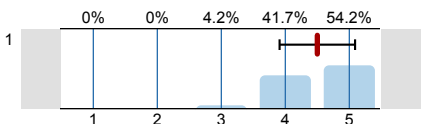
Question text



n=No. of responses
 av.=Mean
 dev.=Std. Dev.
 ab.=Abstention

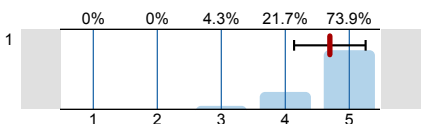
1. INSTRUCTOR EVALUATION (Part I)

1.1) The instructor clearly stated the instructional objectives of the course.



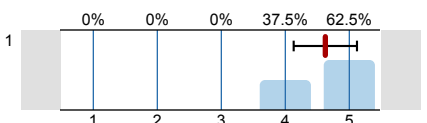
n=24
 av.=4.5
 dev.=0.59

1.2) The instructor clearly stated the method by which your final grade would be determined.



n=23
 av.=4.7
 dev.=0.56

1.3) The instructor clearly explained any special requirements of attendance which differ from the attendance policy of the University.

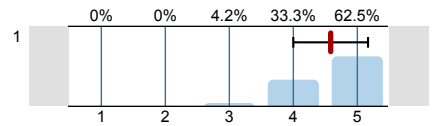


n=24
 av.=4.63
 dev.=0.49

1.4) The instructor clearly graded and returned the student's written work (e.g., examinations and papers) in a timely manner.		n=24 av.=4.33 dev.=0.7
1.5) The instructor met the class regularly and at the scheduled times.		n=24 av.=4.88 dev.=0.34
1.6) The instructor scheduled a reasonable number of office hours per week.		n=23 av.=4.74 dev.=0.45
1.7) Please indicate your satisfaction with the availability of the instructor outside the classroom. (In selecting your rating, consider the instructor's availability via established office hours, appointments, and other opportunities for face-to-face interaction as well as via telephone, e-mail, fax and other means)		n=23 av.=4.74 dev.=0.45
1.8) If web sites, Blackboard, or other Internet resources were a part of this course, to what extent did they enhance or detract from your learning experience in the course.		n=23 av.=3.91 dev.=0.79
1.9) displays a clear understanding of the subject matter and course topics.		n=24 av.=4.88 dev.=0.34
1.10) motivates me to learn the subject.		n=23 av.=4.26 dev.=0.81
1.11) gives clear and helpful responses to student questions.		n=23 av.=4.52 dev.=0.59
1.12) is concerned that students learn the material.		n=24 av.=4.71 dev.=0.55
1.13) treats students with respect.		n=24 av.=4.83 dev.=0.38
1.14) grades fairly.		n=23 av.=4.65 dev.=0.57
1.15) well-utilized class time, either by lecture, group work, student presentations or other activities.		n=24 av.=4.63 dev.=0.58

2. INSTRUCTOR OVERALL

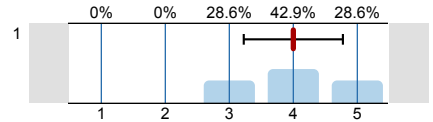
- 2.1) OVERALL, considering all aspects, I rate the overall performance of my instructor as:



n=24
av.=4.58
dev.=0.58

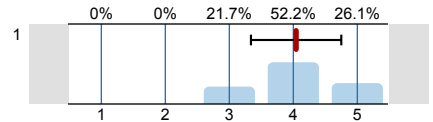
3. STUDENT OUTCOME (PART II)

- 3.1) Gaining factual knowledge of this subject (terminology, methods, skills).



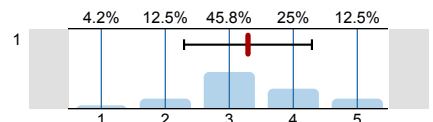
n=21
av.=4
dev.=0.77

- 3.2) Learning fundamental principles, theories or generalizations.



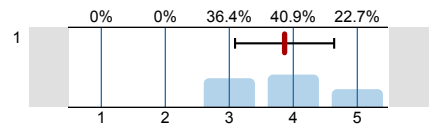
n=23
av.=4.04
dev.=0.71

- 3.3) Improving my oral and written communication skills.



n=24
av.=3.29
dev.=1

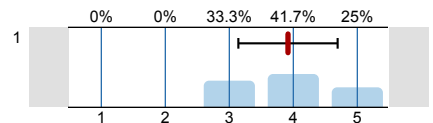
- 3.4) Learning to apply course materials to improve decision making, rational thinking and problem solving.



n=22
av.=3.86
dev.=0.77

4. OVERALL STUDENT OUTCOME

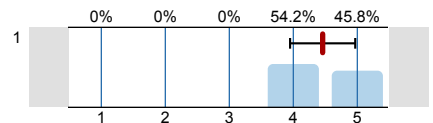
- 4.1) OVERALL, I rate the progress I have made in this course as compared with others I have taken as:



n=24
av.=3.92
dev.=0.78

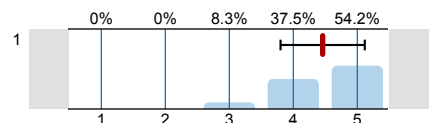
5. COURSE EVALUATION (Part III)

- 5.1) Exams assess and reflect course material accurately.



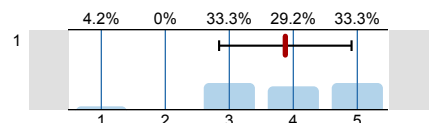
n=24
av.=4.46
dev.=0.51

- 5.2) Specified objectives for this course were achieved.



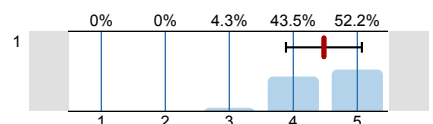
n=24
av.=4.46
dev.=0.66

- 5.3) Text was clear, readable and useful.



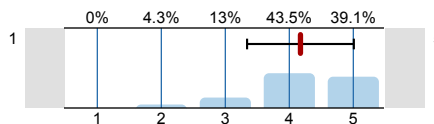
n=24
av.=3.88
dev.=1.03

- 5.4) The classroom atmosphere was conducive to free expression of ideas and questioning.



n=23
av.=4.48
dev.=0.59

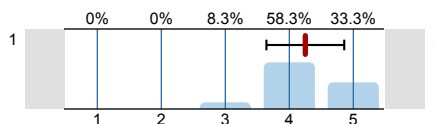
5.5) The departmental prerequisite courses were adequate preparation for this course.



n=23
av.=4.17
dev.=0.83

6. OVERALL COURSE EVALUATION (PART IV)

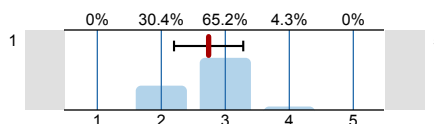
6.1) OVERALL, considering all of the above aspects, I rate this course as:



n=24
av.=4.25
dev.=0.61

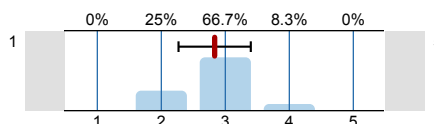
7. COURSE EVALUATION (PART V)

7.1) Related to my other courses, the material covered was:



n=23
av.=2.74
dev.=0.54

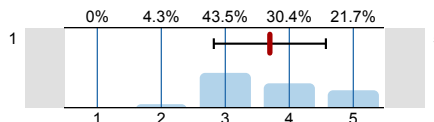
7.2) Related to my other courses, the workload was:



n=24
av.=2.83
dev.=0.56

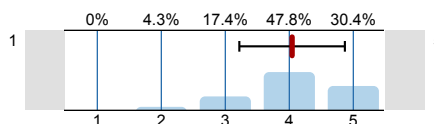
8. COMMUNICATION AND RESOURCES

8.1) the opportunities to interact with other students in the class?



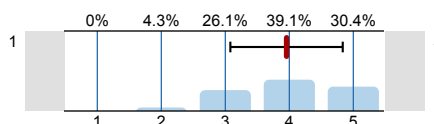
n=23
av.=3.7
dev.=0.88

8.2) the opportunities to interact with the professor in this course?



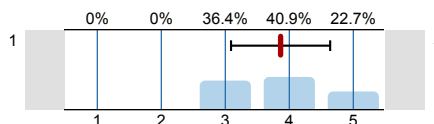
n=23
av.=4.04
dev.=0.82

8.3) the promptness of the feedback that you received in this course?



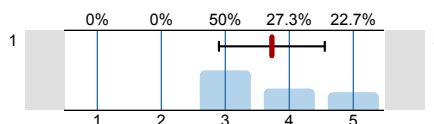
n=23
av.=3.96
dev.=0.88

8.4) the technology support required in this course?



n=22
av.=3.86
dev.=0.77

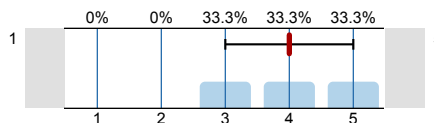
8.5) the opportunities to access library resources and library support for this course?



n=22
av.=3.73
dev.=0.83

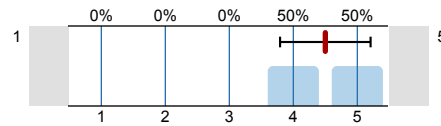
9. MISCELLANEOUS INSTRUCTOR QUESTIONS

9.1) Miscellaneous #1



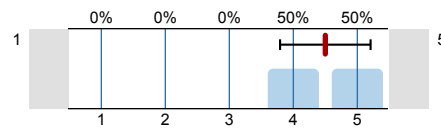
n=3
av.=4
dev.=1

9.2) Miscellaneous #2



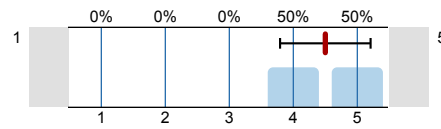
n=2
av.=4.5
dev.=0.71

9.3) Miscellaneous #3



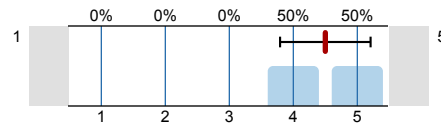
n=2
av.=4.5
dev.=0.71

9.4) Miscellaneous #4



n=2
av.=4.5
dev.=0.71

9.5) Miscellaneous #5



n=2
av.=4.5
dev.=0.71

Profile

Subunit: **Statistics**
 Name of the instructor: **Edsel Pena**
 Name of the course: **Probability (STAT511-001-FALL-2014)**
 (Name of the survey)

Values used in the profile line: Mean

1. INSTRUCTOR EVALUATION (Part I)

1.1) The instructor clearly stated the instructional objectives of the course.	1		5	n=24	av.=4.50 md=5.00 dev.=0.59
1.2) The instructor clearly stated the method by which your final grade would be determined.	1		5	n=23	av.=4.70 md=5.00 dev.=0.56
1.3) The instructor clearly explained any special requirements of attendance which differ from the attendance policy of the University.	1		5	n=24	av.=4.63 md=5.00 dev.=0.49
1.4) The instructor clearly graded and returned the student's written work (e.g., examinations and papers) in a timely manner.	1		5	n=24	av.=4.33 md=4.00 dev.=0.70
1.5) The instructor met the class regularly and at the scheduled times.	1		5	n=24	av.=4.88 md=5.00 dev.=0.34
1.6) The instructor scheduled a reasonable number of office hours per week.	1		5	n=23	av.=4.74 md=5.00 dev.=0.45
1.7) Please indicate your satisfaction with the availability of the instructor outside the classroom. (In selecting your rating, consider	1		5	n=23	av.=4.74 md=5.00 dev.=0.45
1.8) If web sites, Blackboard, or other Internet resources were a part of this course, to what extent did they enhance or detract from your	1		5	n=23	av.=3.91 md=4.00 dev.=0.79
1.9) displays a clear understanding of the subject matter and course topics.	1		5	n=24	av.=4.88 md=5.00 dev.=0.34
1.10) motivates me to learn the subject.	1		5	n=23	av.=4.26 md=4.00 dev.=0.81
1.11) gives clear and helpful responses to student questions.	1		5	n=23	av.=4.52 md=5.00 dev.=0.59
1.12) is concerned that students learn the material.	1		5	n=24	av.=4.71 md=5.00 dev.=0.55
1.13) treats students with respect.	1		5	n=24	av.=4.83 md=5.00 dev.=0.38
1.14) grades fairly.	1		5	n=23	av.=4.65 md=5.00 dev.=0.57
1.15) well-utilized class time, either by lecture, group work, student presentations or other activities.	1		5	n=24	av.=4.63 md=5.00 dev.=0.58

2. INSTRUCTOR OVERALL

2.1) OVERALL, considering all aspects, I rate the overall performance of my instructor as:	1		5	n=24	av.=4.58 md=5.00 dev.=0.58
--	---	--	---	------	----------------------------

3. STUDENT OUTCOME (PART II)

3.1) Gaining factual knowledge of this subject (terminology, methods, skills).	1		5	n=21	av.=4.00 md=4.00 dev.=0.77
--	---	--	---	------	----------------------------

3.2) Learning fundamental principles, theories or generalizations.		n=23	av.=4.04 md=4.00 dev.=0.71
3.3) Improving my oral and written communication skills.		n=24	av.=3.29 md=3.00 dev.=1.00
3.4) Learning to apply course materials to improve decision making, rational thinking and problem solving.		n=22	av.=3.86 md=4.00 dev.=0.77

4. OVERALL STUDENT OUTCOME

4.1) OVERALL, I rate the progress I have made in this course as compared with others I have taken as:		n=24	av.=3.92 md=4.00 dev.=0.78
---	--	------	----------------------------

5. COURSE EVALUATION (Part III)

5.1) Exams assess and reflect course material accurately.		n=24	av.=4.46 md=4.00 dev.=0.51
5.2) Specified objectives for this course were achieved.		n=24	av.=4.46 md=5.00 dev.=0.66
5.3) Text was clear, readable and useful.		n=24	av.=3.88 md=4.00 dev.=1.03
5.4) The classroom atmosphere was conducive to free expression of ideas and questioning.		n=23	av.=4.48 md=5.00 dev.=0.59
5.5) The departmental prerequisite courses were adequate preparation for this course.		n=23	av.=4.17 md=4.00 dev.=0.83

6. OVERALL COURSE EVALUATION (PART IV)

6.1) OVERALL, considering all of the above aspects, I rate this course as:		n=24	av.=4.25 md=4.00 dev.=0.61
--	--	------	----------------------------

7. COURSE EVALUATION (PART V)

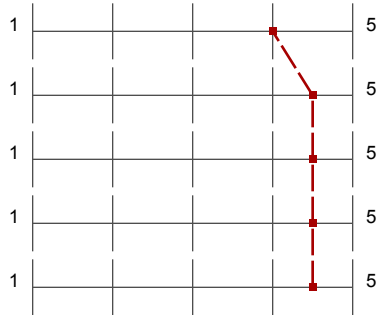
7.1) Related to my other courses, the material covered was:		n=23	av.=2.74 md=3.00 dev.=0.54
7.2) Related to my other courses, the workload was:		n=24	av.=2.83 md=3.00 dev.=0.56

8. COMMUNICATION AND RESOURCES

8.1) the opportunities to interact with other students in the class?		n=23	av.=3.70 md=4.00 dev.=0.88
8.2) the opportunities to interact with the professor in this course?		n=23	av.=4.04 md=4.00 dev.=0.82
8.3) the promptness of the feedback that you received in this course?		n=23	av.=3.96 md=4.00 dev.=0.88
8.4) the technology support required in this course?		n=22	av.=3.86 md=4.00 dev.=0.77
8.5) the opportunities to access library resources and library support for this course?		n=22	av.=3.73 md=3.50 dev.=0.83


9. MISCELLANEOUS INSTRUCTOR QUESTIONS

9.1) Miscellaneous #1



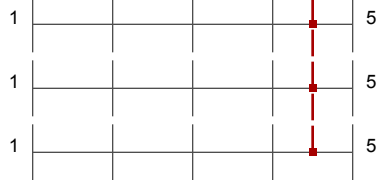
n=3 av.=4.00 md=4.00 dev.=1.00

9.2) Miscellaneous #2



n=2 av.=4.50 md=4.50 dev.=0.71

9.3) Miscellaneous #3



n=2 av.=4.50 md=4.50 dev.=0.71

9.4) Miscellaneous #4



n=2 av.=4.50 md=4.50 dev.=0.71

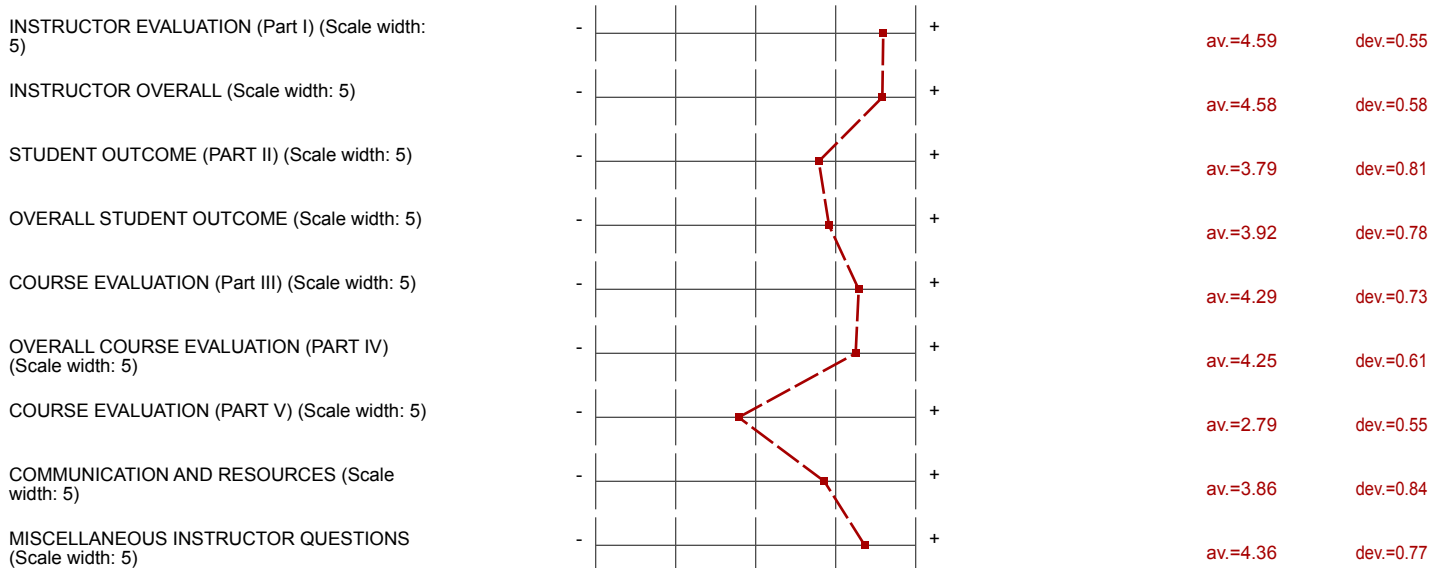
9.5) Miscellaneous #5



n=2 av.=4.50 md=4.50 dev.=0.71

Profile

Subunit: Statistics
 Name of the instructor: Edsel Pena
 Name of the course: Probability (STAT511-001-FALL-2014)
 (Name of the survey)



Comments Report

7. COURSE EVALUATION (PART V)

7.3) Please comment on what you feel are the positive and negative aspects of your instructor and his/her teaching outlook:

He is very enthusiastic about this course, but what he taught in class, did not entirely reflect on the homework we had.

He is very positive and uplifting while teaching and makes you want to learn.

Sometimes we get lost in the proof and it is difficult to understand

EXCELLENT INSTRUCTOR.

Prof. Pena is very motivated and is great at helping the students understand the material. He's super helpful outside of class. Moves very fast.

Positive: Very enthusiastic, knew what he was talking about!

Negative: Hard to differentiate what was important to write down + study

+: Friendly, knowledgeable

-: Too much depth in theory for an early STAT course

Great enthusiasm, helpful

The professor was very good and helped me learn the material well.
He was very friendly.

very good teacher

Very enthusiastic and helpful, but not very organized ~~or~~ or
clear all the time.

lectures can be hard to follow
great personality, approachable and helpful

He answers questions very clearly, is extremely helpful
Best Stat professor I've had so far

Excellent instructor. Very helpful and available in and out of class.
Maybe went through material a bit too quickly at times.

7.4) Comment on what you feel are the positive and negative aspects of this course:

Lots of Material learned

Textbook was useless and did not have to use it. Was not used in parallel with class

This course tries to cram a lot into a short amount of time.

Prepares me well for actuarial exam

+ : Project

- : One Midterm

Interesting Topic, too theoretical at times.

very extreme grading - homework should either be easier to complete with reference to lecture notes and should not be graded so harshly.
