



## Report: Survey Results

Dear Instructor PENA,

This email contains results for STAT761-J50-FALL-2013:

The global indicators are listed first, followed by the individual average values, consisting of the following scales:

INSTRUCTOR EVALUATION (Part I) (Scale width: 5)

INSTRUCTOR OVERALL (Scale width: 5)

STUDENT OUTCOME (PART II) (Scale width: 5)

OVERALL STUDENT OUTCOME (Scale width: 5)

COURSE EVALUATION (Part III) (Scale width: 5)

OVERALL COURSE EVALUATION (PART IV) (Scale width: 5)

COURSE EVALUATION (PART V) (Scale width: 5)

COMMUNICATION AND RESOURCES (Scale width: 5)

MISCELLANEOUS INSTRUCTOR QUESTIONS (Scale width: 5)

In the second part of the analysis the average values of all individual questions are listed.

# EDSEL PENA

STAT761-J50-FALL-2013 (STAT761-J50-FALL-2013)  
No. of responses = 3



## Overall indicators

### Global Index

INSTRUCTOR EVALUATION (Part I) (Scale width: 5)



av.=4.28  
dev.=0.45

INSTRUCTOR OVERALL (Scale width: 5)



av.=4.73  
dev.=0.43

STUDENT OUTCOME (PART II) (Scale width: 5)



av.=5  
dev.=0

OVERALL STUDENT OUTCOME (Scale width: 5)



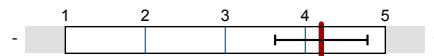
av.=4.5  
dev.=0.58

COURSE EVALUATION (Part III) (Scale width: 5)



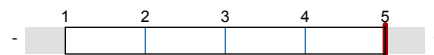
av.=4  
dev.=0

OVERALL COURSE EVALUATION (PART IV) (Scale width: 5)



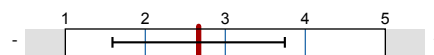
av.=4.2  
dev.=0.58

COURSE EVALUATION (PART V) (Scale width: 5)

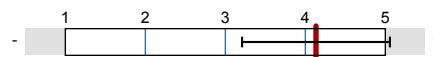


av.=5  
dev.=0

COMMUNICATION AND RESOURCES (Scale width: 5)



av.=2.67  
dev.=1.08

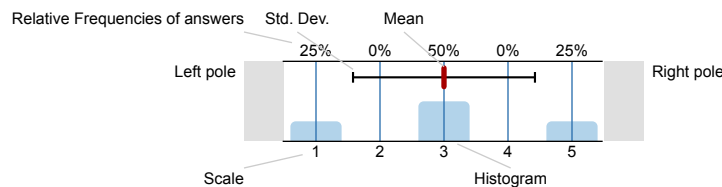


av.=4.13  
dev.=0.92

## Survey Results

### Legend

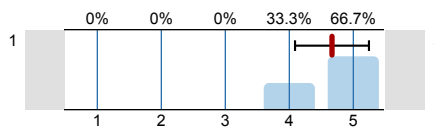
Question text



n=No. of responses  
av.=Mean  
dev.=Std. Dev.  
ab.=Abstention

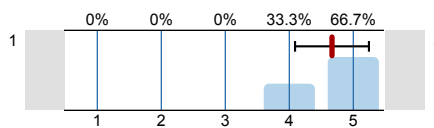
### 1. INSTRUCTOR EVALUATION (Part I)

1.1) The instructor clearly stated the instructional objectives of the course.



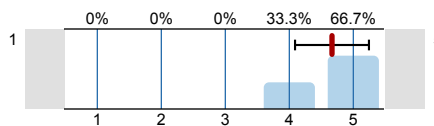
n=3  
av.=4.67  
dev.=0.58

1.2) The instructor clearly stated the method by which your final grade would be determined.



n=3  
av.=4.67  
dev.=0.58

1.3) The instructor clearly explained any special requirements of attendance which differ from the attendance policy of the University.

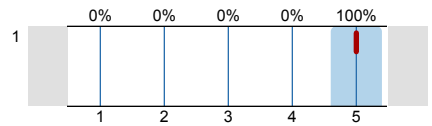


n=3  
av.=4.67  
dev.=0.58

1.4) The instructor clearly graded and returned the student's written work (e.g., examinations and papers) in a timely manner.		<p>n=2 av.=4 dev.=1.41</p>
1.5) The instructor met the class regularly and at the scheduled times.		<p>n=3 av.=4.67 dev.=0.58</p>
1.6) The instructor scheduled a reasonable number of office hours per week.		<p>n=3 av.=4 dev.=1</p>
1.7) Please indicate your satisfaction with the availability of the instructor outside the classroom. (In selecting your rating, consider the instructor's availability via established office hours, appointments, and other opportunities for face-to-face interaction as well as via telephone, e-mail, fax and other means)		<p>n=3 av.=4.67 dev.=0.58</p>
1.8) If web sites, Blackboard, or other Internet resources were a part of this course, to what extent did they enhance or detract from your learning experience in the course.		<p>n=3 av.=4.67 dev.=0.58</p>
1.9) displays a clear understanding of the subject matter and course topics.		<p>n=3 av.=4.67 dev.=0.58</p>
1.10) motivates me to learn the subject.		<p>n=3 av.=5 dev.=0</p>
1.11) gives clear and helpful responses to student questions.		<p>n=3 av.=5 dev.=0</p>
1.12) is concerned that students learn the material.		<p>n=3 av.=5 dev.=0</p>
1.13) treats students with respect.		<p>n=3 av.=5 dev.=0</p>
1.14) grades fairly.		<p>n=3 av.=5 dev.=0</p>
1.15) well-utilized class time, either by lecture, group work, student presentations or other activities.		<p>n=3 av.=5 dev.=0</p>

2. INSTRUCTOR OVERALL

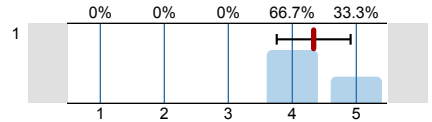
2.1) OVERALL, considering all aspects, I rate the overall performance of my instructor as:



n=3  
av.=5  
dev.=0

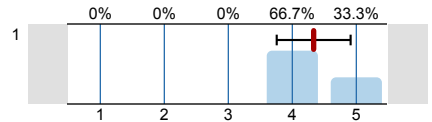
3. STUDENT OUTCOME (PART II)

3.1) Gaining factual knowledge of this subject (terminology, methods, skills).



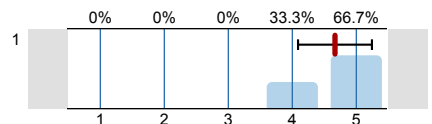
n=3  
av.=4.33  
dev.=0.58

3.2) Learning fundamental principles, theories or generalizations.



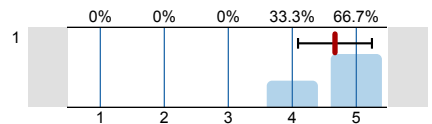
n=3  
av.=4.33  
dev.=0.58

3.3) Improving my oral and written communication skills.



n=3  
av.=4.67  
dev.=0.58

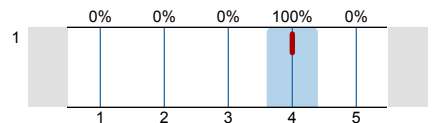
3.4) Learning to apply course materials to improve decision making, rational thinking and problem solving.



n=3  
av.=4.67  
dev.=0.58

4. OVERALL STUDENT OUTCOME

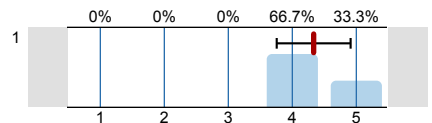
4.1) OVERALL, I rate the progress I have made in this course as compared with others I have taken as:



n=3  
av.=4  
dev.=0

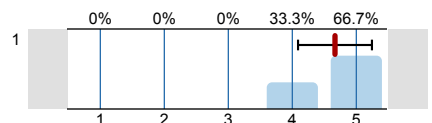
5. COURSE EVALUATION (Part III)

5.1) Exams assess and reflect course material accurately.



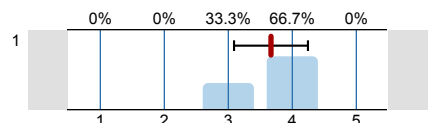
n=3  
av.=4.33  
dev.=0.58

5.2) Specified objectives for this course were achieved.



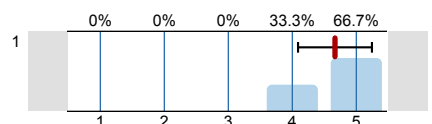
n=3  
av.=4.67  
dev.=0.58

5.3) Text was clear, readable and useful.



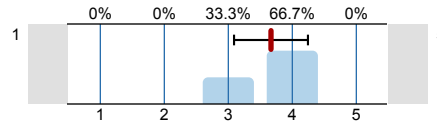
n=3  
av.=3.67  
dev.=0.58

5.4) The classroom atmosphere was conducive to free expression of ideas and questioning.



n=3  
av.=4.67  
dev.=0.58

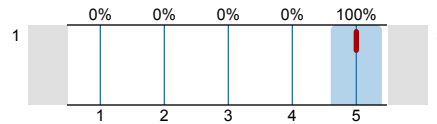
5.5) The departmental prerequisite courses were adequate preparation for this course.



n=3  
av.=3.67  
dev.=0.58

6. OVERALL COURSE EVALUATION (PART IV)

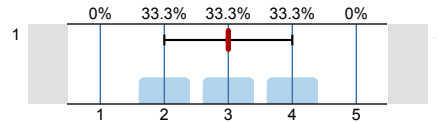
6.1) OVERALL, considering all of the above aspects, I rate this course as:



n=3  
av.=5  
dev.=0

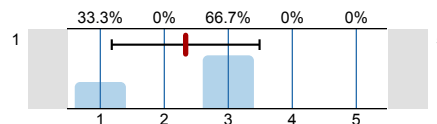
7. COURSE EVALUATION (PART V)

7.1) Related to my other courses, the material covered was:



n=3  
av.=3  
dev.=1

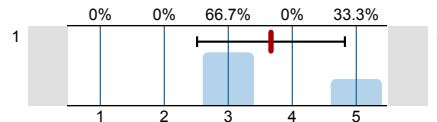
7.2) Related to my other courses, the workload was:



n=3  
av.=2.33  
dev.=1.15

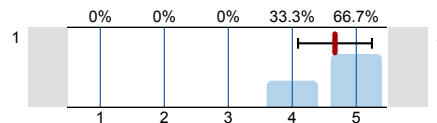
8. COMMUNICATION AND RESOURCES

8.1) the opportunities to interact with other students in the class?



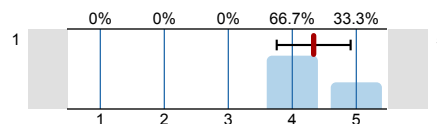
n=3  
av.=3.67  
dev.=1.15

8.2) the opportunities to interact with the professor in this course?



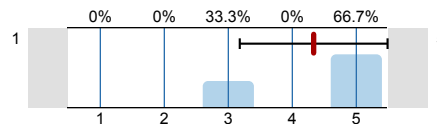
n=3  
av.=4.67  
dev.=0.58

8.3) the promptness of the feedback that you received in this course?



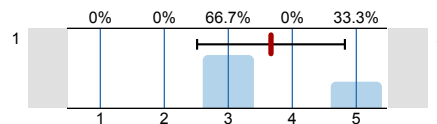
n=3  
av.=4.33  
dev.=0.58

8.4) the technology support required in this course?



n=3  
av.=4.33  
dev.=1.15

8.5) the opportunities to access library resources and library support for this course?



n=3  
av.=3.67  
dev.=1.15

9. MISCELLANEOUS INSTRUCTOR QUESTIONS

9.1) Miscellaneous #1

The evaluation will not be displayed due to low response rate.

9.2) Miscellaneous #2

The evaluation will not be displayed due to low response rate.

9.3) Miscellaneous #3

The evaluation will not be displayed due to low response rate.

---

9.4) Miscellaneous #4 ----- The evaluation will not be displayed due to low response rate. -----


9.5) Miscellaneous #5 ----- The evaluation will not be displayed due to low response rate. -----

# Profile

Subunit: **Statistics**  
 Name of the instructor: **EDSEL PENA**  
 Name of the course: **STAT761-J50-FALL-2013**  
 (Name of the survey)

Values used in the profile line: Mean

## 1. INSTRUCTOR EVALUATION (Part I)





## 2. INSTRUCTOR OVERALL



## 3. STUDENT OUTCOME (PART II)








3.3) Improving my oral and written communication skills.	1		5	n=3	av.=4.67 md=5.00 dev.=0.58
3.4) Learning to apply course materials to improve decision making, rational thinking and problem solving.	1		5	n=3	av.=4.67 md=5.00 dev.=0.58

4. OVERALL STUDENT OUTCOME

4.1) OVERALL, I rate the progress I have made in this course as compared with others I have taken as:	1		5	n=3	av.=4.00 md=4.00 dev.=0.00
---	---	---	---	-----	----------------------------



5. COURSE EVALUATION (Part III)

5.1) Exams assess and reflect course material accurately.	1		5	n=3	av.=4.33 md=4.00 dev.=0.58
5.2) Specified objectives for this course were achieved.	1		5	n=3	av.=4.67 md=5.00 dev.=0.58
5.3) Text was clear, readable and useful.	1		5	n=3	av.=3.67 md=4.00 dev.=0.58
5.4) The classroom atmosphere was conducive to free expression of ideas and questioning.	1		5	n=3	av.=4.67 md=5.00 dev.=0.58
5.5) The departmental prerequisite courses were adequate preparation for this course.	1		5	n=3	av.=3.67 md=4.00 dev.=0.58






6. OVERALL COURSE EVALUATION (PART IV)

6.1) OVERALL, considering all of the above aspects, I rate this course as:	1		5	n=3	av.=5.00 md=5.00 dev.=0.00
--	---	---	---	-----	----------------------------

7. COURSE EVALUATION (PART V)

7.1) Related to my other courses, the material covered was:	1		5	n=3	av.=3.00 md=3.00 dev.=1.00
7.2) Related to my other courses, the workload was:	1		5	n=3	av.=2.33 md=3.00 dev.=1.15

8. COMMUNICATION AND RESOURCES

8.1) the opportunities to interact with other students in the class?	1		5	n=3	av.=3.67 md=3.00 dev.=1.15
8.2) the opportunities to interact with the professor in this course?	1		5	n=3	av.=4.67 md=5.00 dev.=0.58
8.3) the promptness of the feedback that you received in this course?	1		5	n=3	av.=4.33 md=4.00 dev.=0.58
8.4) the technology support required in this course?	1		5	n=3	av.=4.33 md=5.00 dev.=1.15
8.5) the opportunities to access library resources and library support for this course?	1		5	n=3	av.=3.67 md=3.00 dev.=1.15



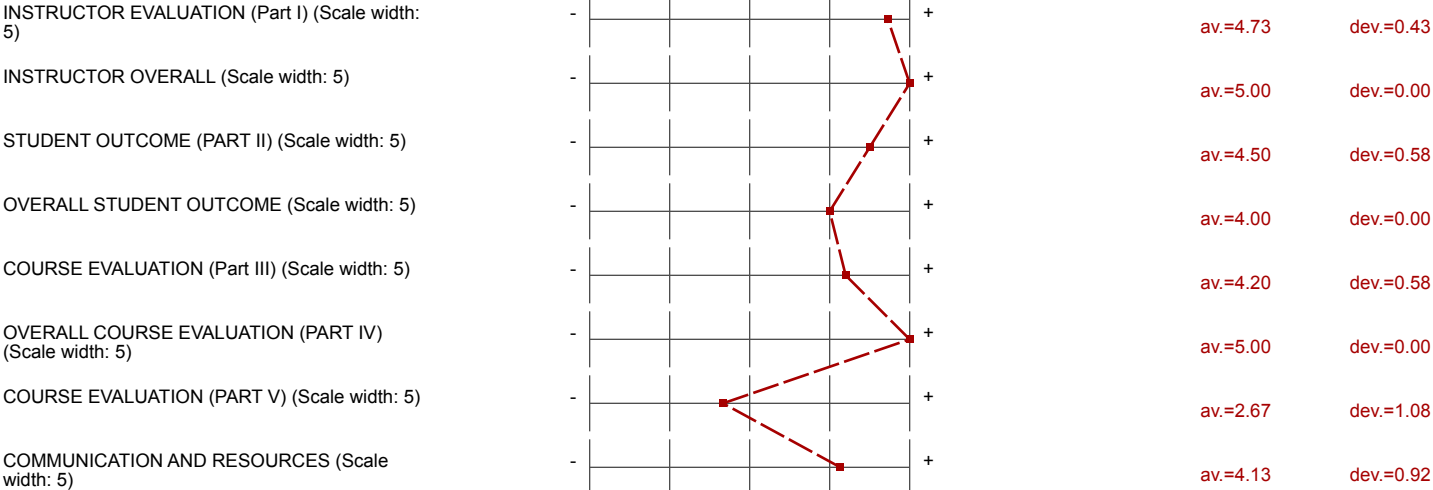
9. MISCELLANEOUS INSTRUCTOR QUESTIONS

9.1) Miscellaneous #1 (*)	1					5
9.2) Miscellaneous #2 (*)	1					5
9.3) Miscellaneous #3 (*)	1					5
9.4) Miscellaneous #4 (*)	1					5
9.5) Miscellaneous #5 (*)	1					5

(\*) Note: If the number of responses to a question is too low the evaluation will not be displayed in the profile line.

# Profile

Subunit: Statistics  
Name of the instructor: EDSEL PENA  
Name of the course: STAT761-J50-FALL-2013  
(Name of the survey)



## Comments Report

## 7. COURSE EVALUATION (PART V)

7.3) Please comment on what you feel are the positive and negative aspects of your instructor and his/her teaching outlook:

- I appreciate Dr. Pena's punctual responses to all of my questions related to homework/exams/project. I felt like I could contact Dr. Pena anytime in the day, even at 11:00PM in the evening, and have a response back within a matter of an hour.

Dr. Pena has a great passion for reliability/survival analysis and projects that towards his students with great enthusiasm. Every day I am in class I could always stay in tune with his lectures because he was very clear and concise. In addition, his handwriting is an additional asset to his teaching skills!

It seems this class needs a lot of time in learning the theory behind reliability/survival analysis rather than looking at real world applications. I think it would be a good idea to incorporate more real world examples in this course, if time permitted.

- Positives: Very knowledgeable, professional and approachable.  
Negatives: Sometimes went into specific topics with such detail that the big idea of the topic was lost.

7.4) Comment on what you feel are the positive and negative aspects of this course:

- Positives: Interesting course material, opportunity to explore theoretical concepts and build upon programming skills.  
Negatives: Workload was too much with the project added. Didn't feel like I had the time to both do a good job on course assignments, exams, and a project.

- Since this class dealt with heavy use of statistical programming, all exams being take-home was much appreciated. I felt like I was able to take as much time as possible on my exams to get a very thorough understanding of what I was actually working on.

The project was an excellent addition to the course. At first I was skeptical about it because of the difficulty in first finding a topic, and then the procedure of collecting the data. However, after getting into the project is when it started to be really fun to work on. I agree with Dr. Pena's philosophy about the course project. That is, it gives the student the chance to think in their own way of understanding reliability/survival analysis.

I think for future offerings of this course there should be a single book of interest to use. It was quite difficult at times to find good resources in reliability/survival analysis on the internet in conjunction with the course notes. The list of books as resources on the syllabus were helpful; however, not ever student has the money to buy all of the books!