



## Report: Survey Results

Dear Instructor PENA,

This email contains results for STAT513-001-FALL-2013:

The global indicators are listed first, followed by the individual average values, consisting of the following scales:

INSTRUCTOR EVALUATION (Part I) (Scale width: 5)

INSTRUCTOR OVERALL (Scale width: 5)

STUDENT OUTCOME (PART II) (Scale width: 5)

OVERALL STUDENT OUTCOME (Scale width: 5)

COURSE EVALUATION (Part III) (Scale width: 5)

OVERALL COURSE EVALUATION (PART IV) (Scale width: 5)

COURSE EVALUATION (PART V) (Scale width: 5)

COMMUNICATION AND RESOURCES (Scale width: 5)

MISCELLANEOUS INSTRUCTOR QUESTIONS (Scale width: 5)

In the second part of the analysis the average values of all individual questions are listed.

# EDSEL PENA

STAT513-001-FALL-2013 (STAT513-001-FALL-2013)  
No. of responses = 22



## Overall indicators

### Global Index

INSTRUCTOR EVALUATION (Part I) (Scale width: 5)



av.=4.34  
dev.=0.73

INSTRUCTOR OVERALL (Scale width: 5)



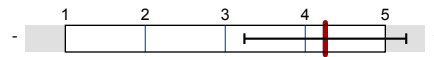
av.=4.75  
dev.=0.51

STUDENT OUTCOME (PART II) (Scale width: 5)



av.=4.84  
dev.=0.37

OVERALL STUDENT OUTCOME (Scale width: 5)



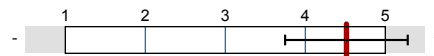
av.=4.25  
dev.=1.01

COURSE EVALUATION (Part III) (Scale width: 5)



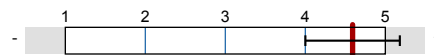
av.=4.3  
dev.=0.86

OVERALL COURSE EVALUATION (PART IV) (Scale width: 5)



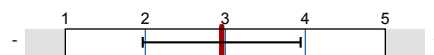
av.=4.51  
dev.=0.77

COURSE EVALUATION (PART V) (Scale width: 5)

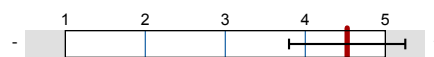


av.=4.59  
dev.=0.59

COMMUNICATION AND RESOURCES (Scale width: 5)



av.=2.95  
dev.=0.99

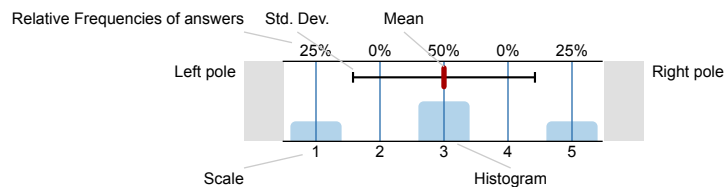


av.=4.52  
dev.=0.73

## Survey Results

### Legend

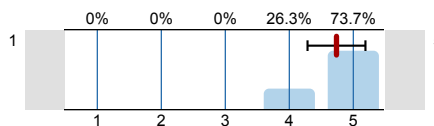
Question text



n=No. of responses  
av.=Mean  
dev.=Std. Dev.  
ab.=Abstention

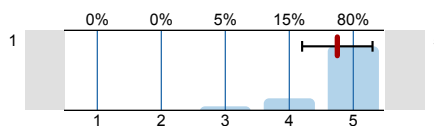
### 1. INSTRUCTOR EVALUATION (Part I)

1.1) The instructor clearly stated the instructional objectives of the course.



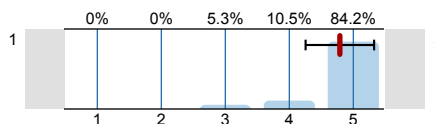
n=19  
av.=4.74  
dev.=0.45

1.2) The instructor clearly stated the method by which your final grade would be determined.



n=20  
av.=4.75  
dev.=0.55

1.3) The instructor clearly explained any special requirements of attendance which differ from the attendance policy of the University.

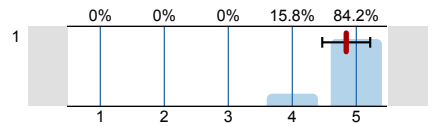


n=19  
av.=4.79  
dev.=0.54

<p>1.4) The instructor clearly graded and returned the student's written work (e.g., examinations and papers) in a timely manner.</p>		<p>n=21 av.=4.76 dev.=0.44</p>
<p>1.5) The instructor met the class regularly and at the scheduled times.</p>		<p>n=20 av.=4.95 dev.=0.22</p>
<p>1.6) The instructor scheduled a reasonable number of office hours per week.</p>		<p>n=21 av.=4.95 dev.=0.22</p>
<p>1.7) Please indicate your satisfaction with the availability of the instructor outside the classroom. (In selecting your rating, consider the instructor's availability via established office hours, appointments, and other opportunities for face-to-face interaction as well as via telephone, e-mail, fax and other means)</p>		<p>n=21 av.=4.9 dev.=0.3</p>
<p>1.8) If web sites, Blackboard, or other Internet resources were a part of this course, to what extent did they enhance or detract from your learning experience in the course.</p>		<p>n=21 av.=4.43 dev.=0.68</p>
<p>1.9) displays a clear understanding of the subject matter and course topics.</p>		<p>n=22 av.=4.77 dev.=0.61</p>
<p>1.10) motivates me to learn the subject.</p>		<p>n=20 av.=4.7 dev.=0.57</p>
<p>1.11) gives clear and helpful responses to student questions.</p>		<p>n=20 av.=4.55 dev.=0.83</p>
<p>1.12) is concerned that students learn the material.</p>		<p>n=20 av.=4.75 dev.=0.55</p>
<p>1.13) treats students with respect.</p>		<p>n=20 av.=4.7 dev.=0.57</p>
<p>1.14) grades fairly.</p>		<p>n=20 av.=4.7 dev.=0.57</p>
<p>1.15) well-utilized class time, either by lecture, group work, student presentations or other activities.</p>		<p>n=19 av.=4.74 dev.=0.56</p>

2. INSTRUCTOR OVERALL

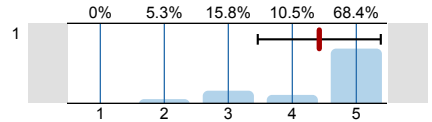
2.1) OVERALL, considering all aspects, I rate the overall performance of my instructor as:



n=19  
av.=4.84  
dev.=0.37

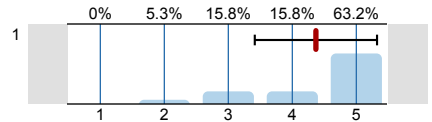
3. STUDENT OUTCOME (PART II)

3.1) Gaining factual knowledge of this subject (terminology, methods, skills).



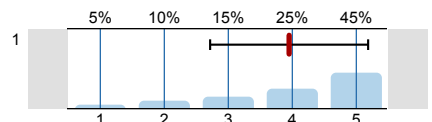
n=19  
av.=4.42  
dev.=0.96

3.2) Learning fundamental principles, theories or generalizations.



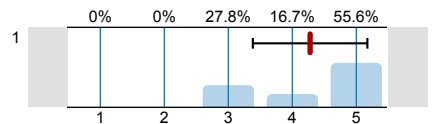
n=19  
av.=4.37  
dev.=0.96

3.3) Improving my oral and written communication skills.



n=20  
av.=3.95  
dev.=1.23

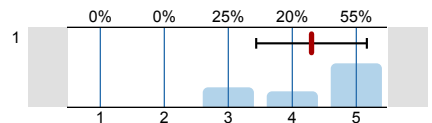
3.4) Learning to apply course materials to improve decision making, rational thinking and problem solving.



n=18  
av.=4.28  
dev.=0.89

4. OVERALL STUDENT OUTCOME

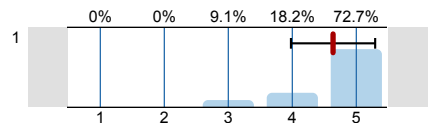
4.1) OVERALL, I rate the progress I have made in this course as compared with others I have taken as:



n=20  
av.=4.3  
dev.=0.86

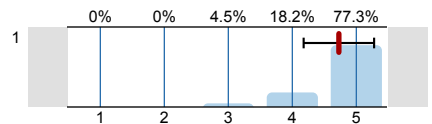
5. COURSE EVALUATION (Part III)

5.1) Exams assess and reflect course material accurately.



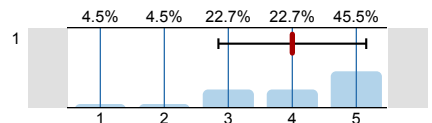
n=22  
av.=4.64  
dev.=0.66

5.2) Specified objectives for this course were achieved.



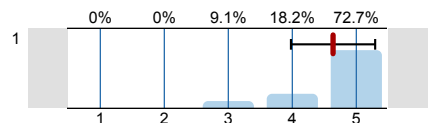
n=22  
av.=4.73  
dev.=0.55

5.3) Text was clear, readable and useful.



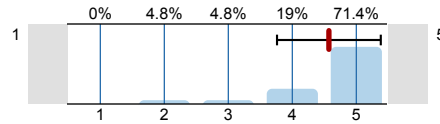
n=22  
av.=4  
dev.=1.15

5.4) The classroom atmosphere was conducive to free expression of ideas and questioning.



n=22  
av.=4.64  
dev.=0.66

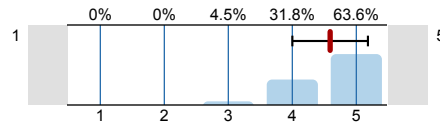
5.5) The departmental prerequisite courses were adequate preparation for this course.



n=21  
av.=4.57  
dev.=0.81

### 6. OVERALL COURSE EVALUATION (PART IV)

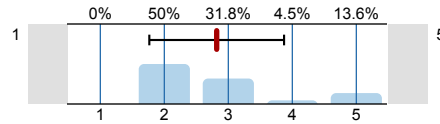
6.1) OVERALL, considering all of the above aspects, I rate this course as:



n=22  
av.=4.59  
dev.=0.59

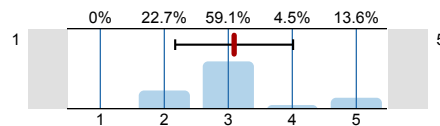
### 7. COURSE EVALUATION (PART V)

7.1) Related to my other courses, the material covered was:



n=22  
av.=2.82  
dev.=1.05

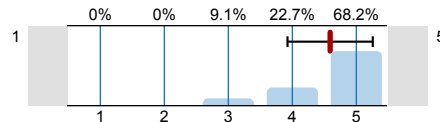
7.2) Related to my other courses, the workload was:



n=22  
av.=3.09  
dev.=0.92

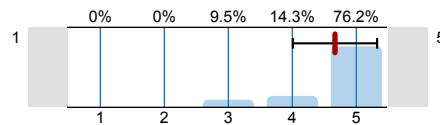
### 8. COMMUNICATION AND RESOURCES

8.1) the opportunities to interact with other students in the class?



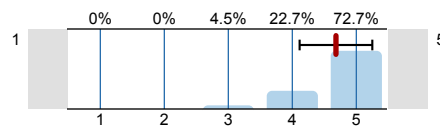
n=22  
av.=4.59  
dev.=0.67

8.2) the opportunities to interact with the professor in this course?



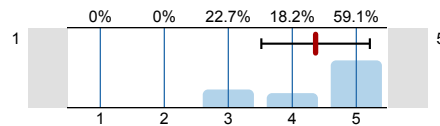
n=21  
av.=4.67  
dev.=0.66

8.3) the promptness of the feedback that you received in this course?



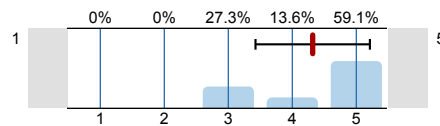
n=22  
av.=4.68  
dev.=0.57

8.4) the technology support required in this course?



n=22  
av.=4.36  
dev.=0.85

8.5) the opportunities to access library resources and library support for this course?



n=22  
av.=4.32  
dev.=0.89

### 9. MISCELLANEOUS INSTRUCTOR QUESTIONS

9.1) Miscellaneous #1 The evaluation will not be displayed due to low response rate.

9.2) Miscellaneous #2 The evaluation will not be displayed due to low response rate.

9.3) Miscellaneous #3 The evaluation will not be displayed due to low response rate.

---

9.4) Miscellaneous #4 ----- The evaluation will not be displayed due to low response rate. -----


9.5) Miscellaneous #5 ----- The evaluation will not be displayed due to low response rate. -----

# Profile

Subunit: **Statistics**  
 Name of the instructor: **EDSEL PENA**  
 Name of the course: **STAT513-001-FALL-2013**  
 (Name of the survey)

Values used in the profile line: Mean

## 1. INSTRUCTOR EVALUATION (Part I)



## 2. INSTRUCTOR OVERALL



## 3. STUDENT OUTCOME (PART II)



3.3) Improving my oral and written communication skills.		n=20 av.=3.95 md=4.00 dev.=1.23
3.4) Learning to apply course materials to improve decision making, rational thinking and problem solving.		n=18 av.=4.28 md=5.00 dev.=0.89

**4. OVERALL STUDENT OUTCOME**

4.1) OVERALL, I rate the progress I have made in this course as compared with others I have taken as:		n=20 av.=4.30 md=5.00 dev.=0.86
---	--	---------------------------------

**5. COURSE EVALUATION (Part III)**

5.1) Exams assess and reflect course material accurately.		n=22 av.=4.64 md=5.00 dev.=0.66
5.2) Specified objectives for this course were achieved.		n=22 av.=4.73 md=5.00 dev.=0.55
5.3) Text was clear, readable and useful.		n=22 av.=4.00 md=4.00 dev.=1.15
5.4) The classroom atmosphere was conducive to free expression of ideas and questioning.		n=22 av.=4.64 md=5.00 dev.=0.66
5.5) The departmental prerequisite courses were adequate preparation for this course.		n=21 av.=4.57 md=5.00 dev.=0.81

**6. OVERALL COURSE EVALUATION (PART IV)**

6.1) OVERALL, considering all of the above aspects, I rate this course as:		n=22 av.=4.59 md=5.00 dev.=0.59
--	--	---------------------------------

**7. COURSE EVALUATION (PART V)**

7.1) Related to my other courses, the material covered was:		n=22 av.=2.82 md=2.50 dev.=1.05
7.2) Related to my other courses, the workload was:		n=22 av.=3.09 md=3.00 dev.=0.92

**8. COMMUNICATION AND RESOURCES**

8.1) the opportunities to interact with other students in the class?		n=22 av.=4.59 md=5.00 dev.=0.67
8.2) the opportunities to interact with the professor in this course?		n=21 av.=4.67 md=5.00 dev.=0.66
8.3) the promptness of the feedback that you received in this course?		n=22 av.=4.68 md=5.00 dev.=0.57
8.4) the technology support required in this course?		n=22 av.=4.36 md=5.00 dev.=0.85
8.5) the opportunities to access library resources and library support for this course?		n=22 av.=4.32 md=5.00 dev.=0.89



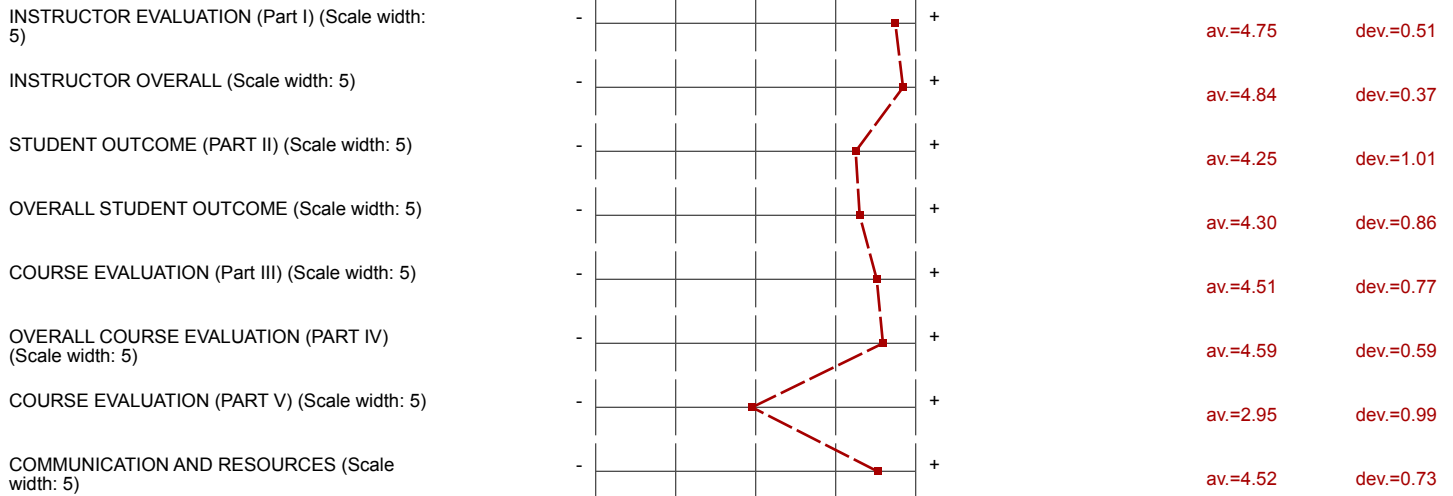
## 9. MISCELLANEOUS INSTRUCTOR QUESTIONS

9.1) Miscellaneous #1 (*)	1					5
9.2) Miscellaneous #2 (*)	1					5
9.3) Miscellaneous #3 (*)	1					5
9.4) Miscellaneous #4 (*)	1					5
9.5) Miscellaneous #5 (*)	1					5

(\*) Note: If the number of responses to a question is too low the evaluation will not be displayed in the profile line.

# Profile

Subunit: Statistics  
 Name of the instructor: EDSEL PENA  
 Name of the course: STAT513-001-FALL-2013  
 (Name of the survey)



## Comments Report

## 7. COURSE EVALUATION (PART V)

7.3) Please comment on what you feel are the positive and negative aspects of your instructor and his/her teaching outlook:

Dr. Pena is great! Best stat professor!

very positive

Motivates students and makes stat fun and fascinating  
one of the best professors I've ever had

Great Professor, extremely hard exams.

really cares that students learn the material  
extremely helpful outside class

Positive: I am 95% confident that professor Peña is the best statistics professor at USC. If it wasn't for Dr. Peña, I probably would have changed my major by now. It will be weird not having him next semester.

Negatives: N/A, He doesn't have any

Very enthusiastic!

A good teacher. Very enthusiastic and helpful.

has a lot of knowledge in this subject  
loves what he teaches  
Hard exams

Pena knows so much about statistics.  
He has a great attitude and really makes students want to learn.

The professor has been one of the most upbeat and positive teachers I have had at this university. I have enjoyed his class and his teaching methods.

Dr. Pena is ~~an~~ an AWESOME professor. He teaches with great clarity and enthusiasm and all of his classes have been extremely enjoyable. I feel like I have learned a lot of math from him.

He's a great professor. Very smart. He's an INTP which is awesome! Great presenter.  
Thank you Professor Pena!

Very motivated teacher and has a passion for statistics. He answers all of the student's questions and is VERY helpful when you go to his office.

I felt like the tests were too difficult. I also don't personally like take home tests. But when I felt as though I understood what was going on, that didn't reflect in my test grades.

Pena is so passionate about statistics & really wants his students to learn the material - he motivates me to learn more about statistics; ~~•~~

7.4) Comment on what you feel are the positive and negative aspects of this course:

Course was difficult but Dr. Pena made it interesting!

Very nice

I feel I gained great knowledge  
of statistics from this course

helpful for my major

This course is very straight forward and on par w/  
the classes required of a stats major.

Too much theory, so it's overwhelming

A helpful course

This is a cool course that allows us to start applying ~~the~~ statistical theory while still building theory.

Interesting material; a little hard at times but overall good.

This course would benefit me more if it was more applied to real life.

Sometimes felt as though I needed more of a basis for the material

the exams were a bit too hard